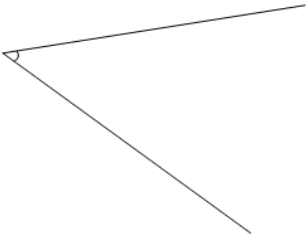




## Comparing Angle Measurements and Diagrams

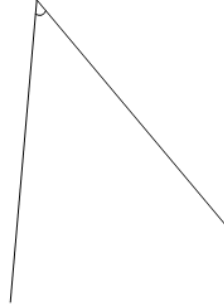
**1**

Is the displayed angle less than or greater than  $15^\circ$

A

Less than  $15^\circ$ 

B

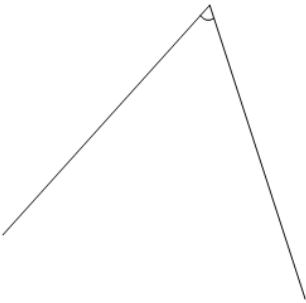
Greater than  $15^\circ$ **2**

Is the displayed angle less than or greater than  $75^\circ$

A

Less than  $75^\circ$ 

B

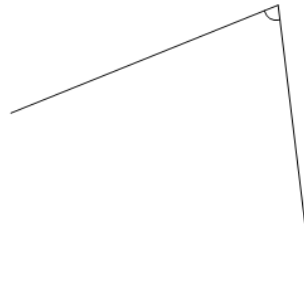
Greater than  $75^\circ$ **3**

Is the displayed angle less than or greater than  $90^\circ$

A

Less than  $90^\circ$ 

B

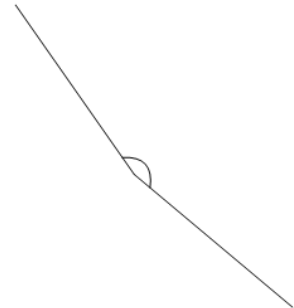
Greater than  $90^\circ$ **4**

Is the displayed angle less than or greater than  $105^\circ$

A

Less than  $105^\circ$ 

B

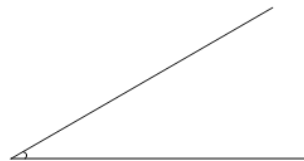
Greater than  $105^\circ$ **5**

Is the displayed angle less than or greater than  $195^\circ$

A

Less than  $195^\circ$ 

B

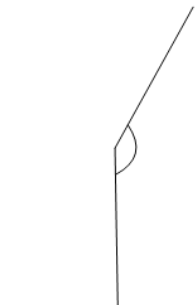
Greater than  $195^\circ$ **6**

Is the displayed angle less than or greater than  $60^\circ$

A

Less than  $60^\circ$ 

B

Greater than  $60^\circ$ **7**

Is the displayed angle less than or greater than  $120^\circ$

A

Less than  $120^\circ$ 

B

Greater than  $120^\circ$ **8**

Is the displayed angle less than or greater than  $180^\circ$

A

Less than  $180^\circ$ 

B

Greater than  $180^\circ$