
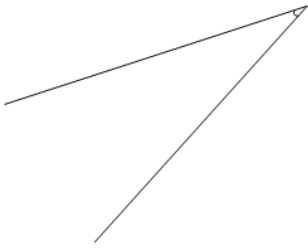




Angles - Estimating (true/false)


**1**

Is the displayed angle
equal to 30° ?

A

It is 30°

B

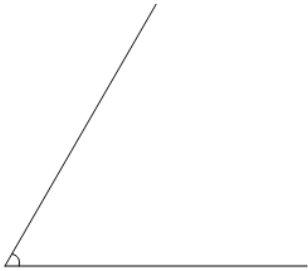
It is not 30° **2**

Is the displayed angle
equal to 30° ?

A

It is not 30°

B

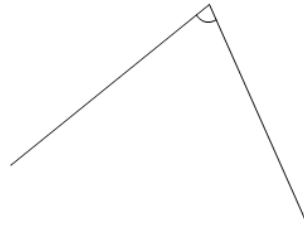
It is 30° **3**

Is the displayed angle
equal to 60° ?

A

It is not 60°

B

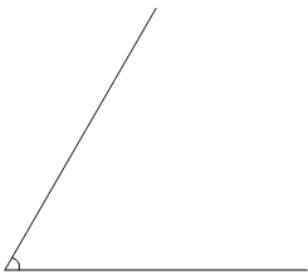
It is 60° **4**

Is the displayed angle
equal to 75° ?

A

It is 75°

B

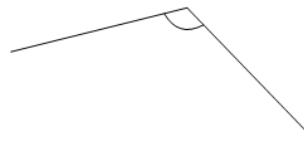
It is not 75° **5**

Is the displayed angle
equal to 45° ?

A

It is 45°

B

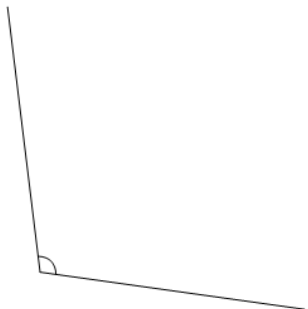
It is not 45° **6**

Is the displayed angle
equal to 30° ?

A

It is 30°

B

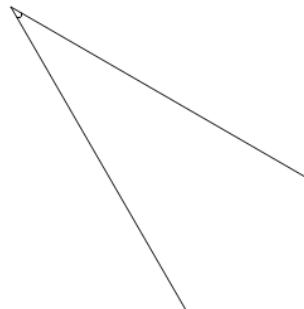
It is not 30° **7**

Is the displayed angle
equal to 105° ?

A

It is 105°

B

It is not 105° **8**

Is the displayed angle
equal to 30° ?

A

It is not 30°

B

It is 30°