
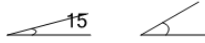

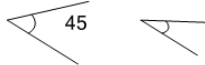

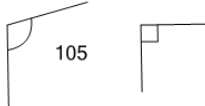

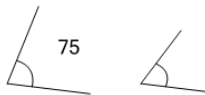


Angles - Estimating (degrees) With Reference

1 If the first angle is 30° , what is a good estimate for the second angle? 	A 45°	B 110°	C 195°	2 If the first angle is 15° , what is a good estimate for the second angle? 	A 125°	B 165°	C 30°
	D 160°	E 115°	F 200°		D 75°	E 205°	F 195°
3 If the first angle is 90° , what is a good estimate for the second angle? 	A 215°	B 75°	C 190°	4 If the first angle is 45° , what is a good estimate for the second angle? 	A 30°	B 180°	C 75°
	D 205°	E 120°	F 140°		D 120°	E 205°	F 200°
5 If the first angle is 45° , what is a good estimate for the second angle? 	A 135°	B 160°	C 60°	6 If the first angle is 105° , what is a good estimate for the second angle? 	A 160°	B 215°	C 180°
	D 225°	E 5°	F 190°		D 90°	E 170°	F 240°
7 If the first angle is 45° , what is a good estimate for the second angle? 	A 210°	B 155°	C 120°	8 If the first angle is 75° , what is a good estimate for the second angle? 	A 170°	B 225°	C 60°
	D 60°	E 135°	F 195°		D 230°	E 125°	F 140°