





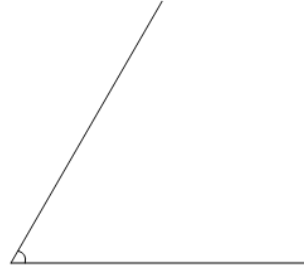
Is Angle Acute, Obtuse, Right, or Straight (one option)

**1**

Is the following angle 'Straight'
(equal to 180°)

A
Is not a Straight angle

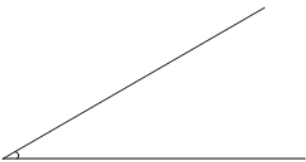
B
Is a Straight angle

2

Is the following angle 'Straight'
(equal to 180°)

A
Is a Straight angle

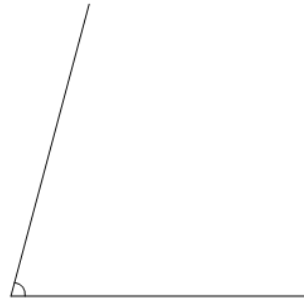
B
Is not a Straight angle

3

Is the following angle 'Acute'
(less than 90°)

A
Is not an Acute angle

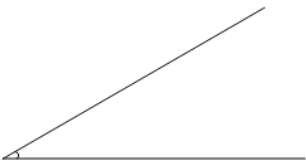
B
Is an Acute angle

4

Is the following angle 'Acute'
(less than 90°)

A
Is an Acute angle


B
Is not an Acute angle

5

Is the following angle 'Obtuse'
(greater than 90°)

A
Is an Obtuse angle

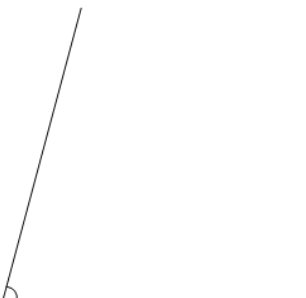
B
Is not an Obtuse angle

6

Is the following angle 'Acute'
(less than 90°)

A
Is not an Acute angle


B
Is an Acute angle

7

Is the following angle 'Straight'
(equal to 180°)

A
Is a Straight angle

B
Is not a Straight angle

8

Is the following angle 'Acute'
(less than 90°)

A
Is not an Acute angle

B
Is an Acute angle