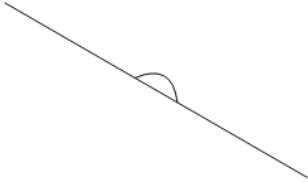


Is Angle Acute, Obtuse, Right, or Straight (one option)

1

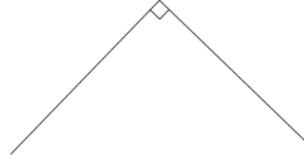
Is the following angle 'Acute'
(less than 90°)

A

Is an Acute angle

B

Is not an Acute angle

2


Is the following angle 'Obtuse'
(greater than 90°)

A

Is not an Obtuse angle

B

Is an Obtuse angle

3


Is the following angle 'Acute'
(less than 90°)

A

Is not an Acute angle

B

Is an Acute angle

4

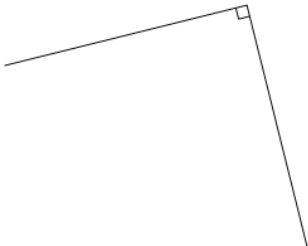
Is the following angle 'Obtuse'
(greater than 90°)

A

Is not an Obtuse angle

B

Is an Obtuse angle

5

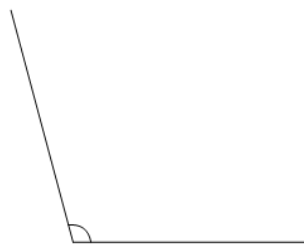
Is the following angle 'Obtuse'
(greater than 90°)

A

Is not an Obtuse angle

B

Is an Obtuse angle

6

Is the following angle 'Straight'
(equal to 180°)

A

Is a Straight angle

B

Is not a Straight angle

7

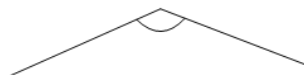
Is the following angle 'Right'
(equal to 90°)

A

Is not a Right angle

B

Is a Right angle

8

Is the following angle 'Obtuse'
(greater than 90°)

A

Is an Obtuse angle

B

Is not an Obtuse angle