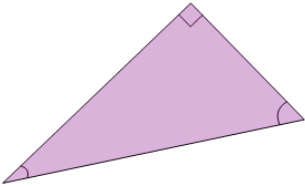
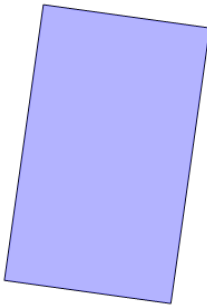

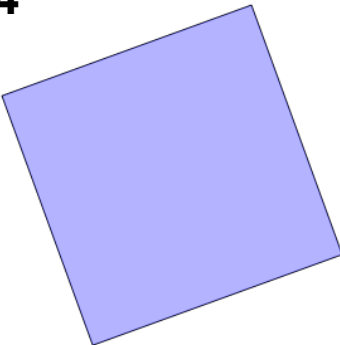
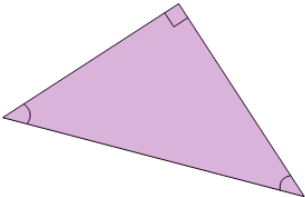
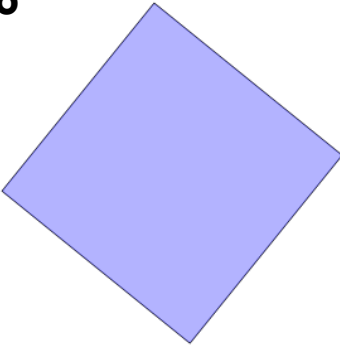
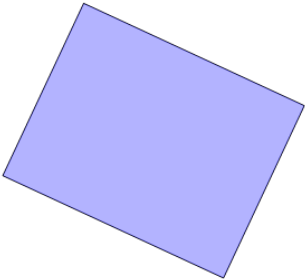
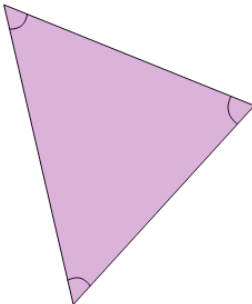




Area of a Simple Shape Formula - Shape to Words



1 How would you calculate this shape's area? 	A half the base times the height B side times side C length times width	2 How would you calculate this shape's area? 	A half the base times the height B length times width C side times side
3 	How would you calculate this shape's area? A half the base times the height B side times side	4 	How would you calculate this shape's area? A side times side B half the base times the height
5 How would you calculate this shape's area? 	A side times side B length times width C half the base times the height	6 	How would you calculate this shape's area? A half the base times the height B side times side
7 How would you calculate this shape's area? 	A length times width B side times side C half the base times the height	8 How would you calculate this shape's area? 	A half the base times the height B length times width C side times side