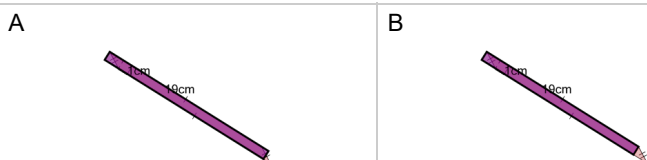




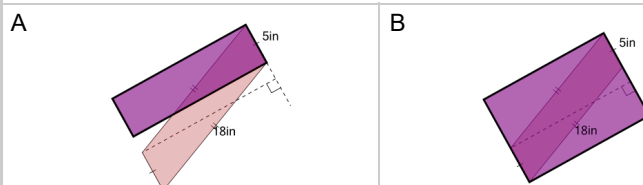
Area of a Parallelogram - Equivalent Rectangle Fit



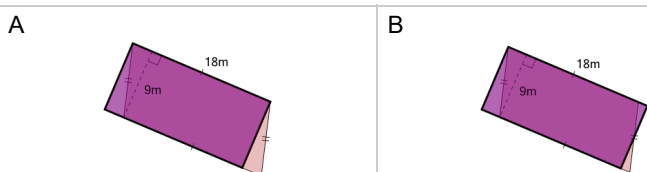
1 Which image shows the rectangle with the same area as the parallelogram?



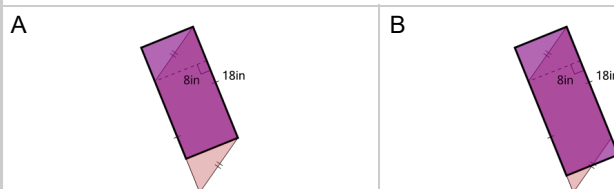
2 Which image shows the rectangle with the same area as the parallelogram?



3 Which image shows the rectangle with the same area as the parallelogram?



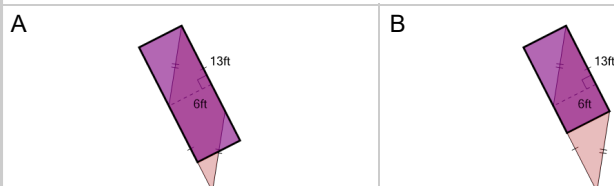
4 Which image shows the rectangle with the same area as the parallelogram?



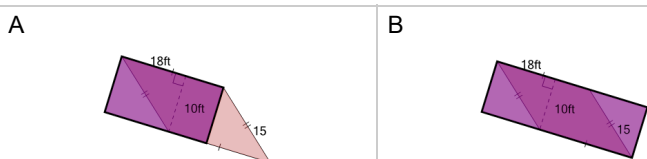
5 Which image shows the rectangle with the same area as the parallelogram?



6 Which image shows the rectangle with the same area as the parallelogram?



7 Which image shows the rectangle with the same area as the parallelogram?



8 Which image shows the rectangle with the same area as the parallelogram?

