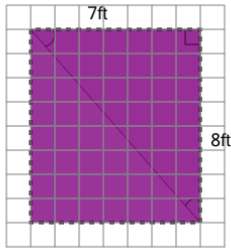


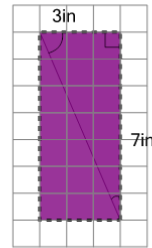


Area of a Right Triangle - Concept Intro - From Rectangle to Rectangle Area

1

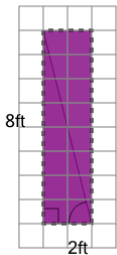
Find the area of the
RECTANGLE around the
triangle

- | | | | |
|---|-----------------|---|-----------------|
| A | 30ft^2 | B | 16ft^2 |
| C | 14ft^2 | D | 56ft^2 |
| | | | |

2

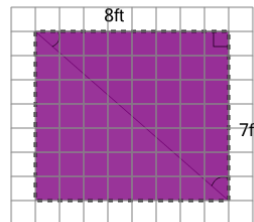
Find the area of the
RECTANGLE around the
triangle

- | | | | |
|---|-----------------|---|-----------------|
| A | 60in^2 | B | 21in^2 |
| C | 14in^2 | D | 10in^2 |
| E | 6in^2 | | |

3

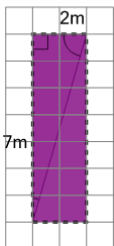
Find the area of the
RECTANGLE around the
triangle

- | | | | |
|---|-----------------|---|-----------------|
| A | 16ft^2 | B | 10ft^2 |
| C | 4ft^2 | D | 72ft^2 |
| | | | |

4

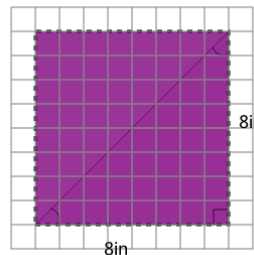
Find the area of the
RECTANGLE around the
triangle

- | | | | |
|---|-----------------|---|-----------------|
| A | 96ft^2 | B | 90ft^2 |
| C | 16ft^2 | D | 56ft^2 |
| E | 14ft^2 | | |

5

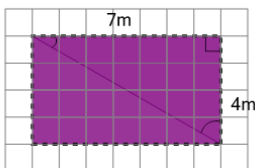
Find the area of the
RECTANGLE around the
triangle

- | | | | |
|---|----------------|---|----------------|
| A | 18m^2 | B | 14m^2 |
| C | 55m^2 | D | 9m^2 |
| E | 4m^2 | | |

6

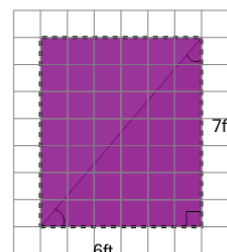
Find the area of the
RECTANGLE around the
triangle

- | | | | |
|---|-----------------|---|-----------------|
| A | 32in^2 | B | 16in^2 |
| C | 64in^2 | D | 90in^2 |
| | | | |

7

Find the area of the
RECTANGLE around the
triangle

- | | | | |
|---|----------------|---|----------------|
| A | 66m^2 | B | 45m^2 |
| C | 28m^2 | D | 11m^2 |
| E | 22m^2 | | |

8

Find the area of the
RECTANGLE around the
triangle

- | | | | |
|---|-----------------|---|-----------------|
| A | 13ft^2 | B | 64ft^2 |
| C | 14ft^2 | D | 77ft^2 |
| E | 42ft^2 | | |