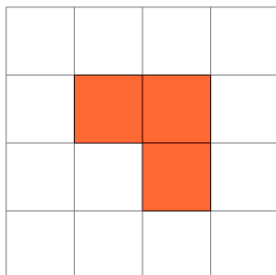


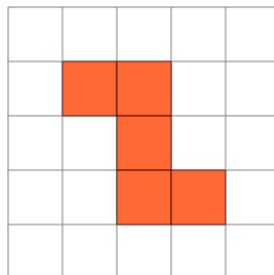


## Area of a Shape on a Grid - Irregular Shape to Area

**1**

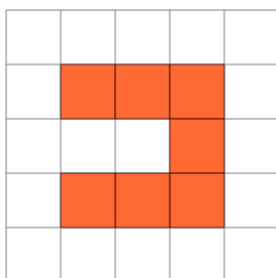
Find the area of the shape on this grid of 1x1 squares

A	9	B	4
C	3	D	1
E	6	F	10

**2**

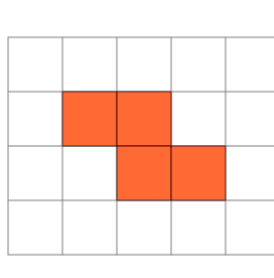
Find the area of the shape on this grid of 1x1 squares

A	5	B	6
C	1	D	2
E	12	F	4

**3**

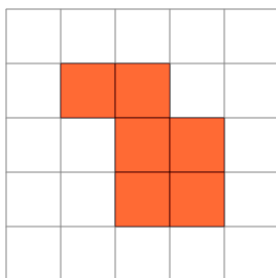
Find the area of the shape on this grid of 1x1 squares

A	7	B	11
C	10	D	15
E	8	F	2

**4**

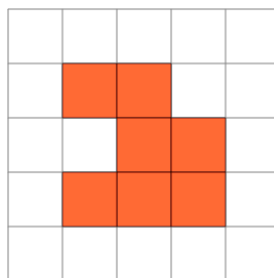
Find the area of the shape on this grid of 1x1 squares

A	2	B	7
C	5	D	4
E	1	F	12

**5**

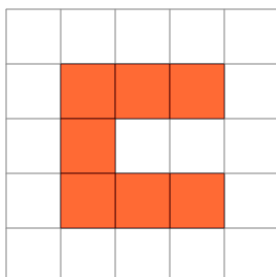
Find the area of the shape on this grid of 1x1 squares

A	14	B	11
C	5	D	4
E	9	F	6

**6**

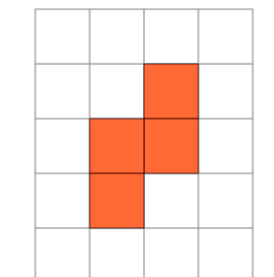
Find the area of the shape on this grid of 1x1 squares

A	11	B	2
C	3	D	5
E	9	F	7

**7**

Find the area of the shape on this grid of 1x1 squares

A	4	B	11
C	2	D	16
E	3	F	7

**8**

Find the area of the shape on this grid of 1x1 squares

A	1	B	10
C	11	D	13
E	4	F	6