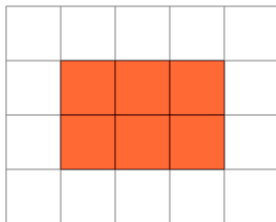


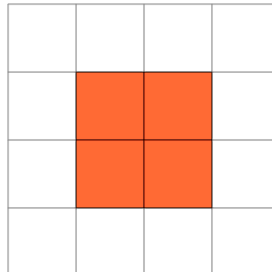


Area of a Shape on a Grid - Rectangle Shape to Area

**1**

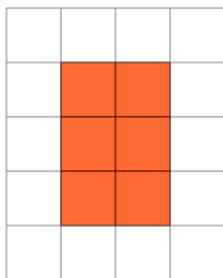
Find the area of the shape on this grid of 1x1 squares

A	3	B	14
C	6	D	7
E	2	F	4

2

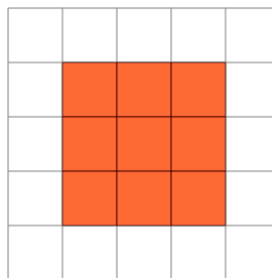
Find the area of the shape on this grid of 1x1 squares

A	13	B	9
C	3	D	11
E	4	F	8

3

Find the area of the shape on this grid of 1x1 squares

A	10	B	6
C	4	D	9
E	1	F	3

4

Find the area of the shape on this grid of 1x1 squares

A	9	B	1
C	16	D	6
E	13	F	4