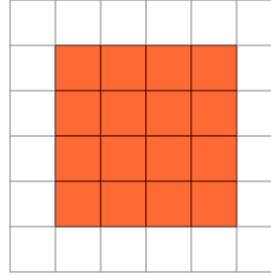


Area of a Shape on a Grid - Rectangle Shape to Area

1

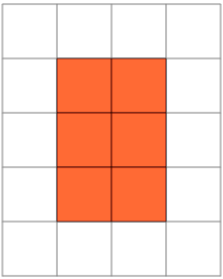
Find the area of the shape on this grid of 1x1 squares

A	15	B	9
C	16	D	2
E	8	F	12

2

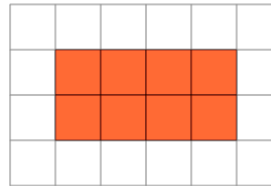
Find the area of the shape on this grid of 1x1 squares

A	16	B	8
C	18	D	21
E	13	F	17

3

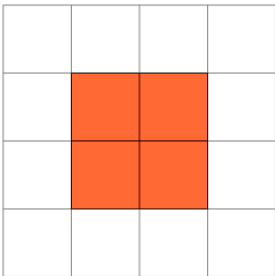
Find the area of the shape on this grid of 1x1 squares

A	14	B	9
C	15	D	13
E	3	F	6

4

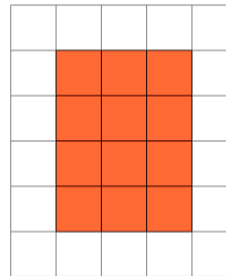
Find the area of the shape on this grid of 1x1 squares

A	14	B	6
C	9	D	1
E	8	F	11

5

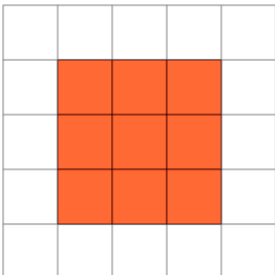
Find the area of the shape on this grid of 1x1 squares

A	9	B	2
C	5	D	6
E	8	F	4

6

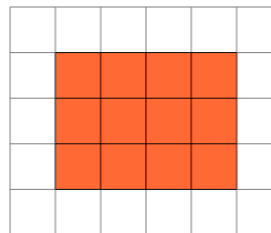
Find the area of the shape on this grid of 1x1 squares

A	11	B	12
C	3	D	4
E	13	F	9

7

Find the area of the shape on this grid of 1x1 squares

A	10	B	9
C	1	D	12
E	15	F	11

8

Find the area of the shape on this grid of 1x1 squares

A	12	B	4
C	19	D	11
E	7	F	16