

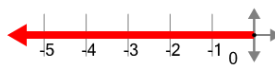


## Cartesian Grid - Axis Only (name and direction)

**1**

What is the name of the axis that is highlighted?

- |   |              |
|---|--------------|
| A | Y (negative) |
| B | Y (positive) |
| C | X (positive) |
| D | X (negative) |

**2**

What is the name of the axis that is highlighted?

- |   |              |
|---|--------------|
| A | Y (positive) |
| B | Y (negative) |
| C | X (negative) |
| D | X (positive) |

**3**

What is the name of the axis that is highlighted?

- |   |              |
|---|--------------|
| A | X (positive) |
| B | Y (positive) |
| C | X (negative) |
| D | Y (negative) |

**4**

What is the name of the axis that is highlighted?

- |   |              |
|---|--------------|
| A | X (negative) |
| B | Y (negative) |
| C | Y (positive) |
| D | X (positive) |

**5**

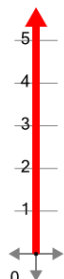
What is the name of the axis that is highlighted?

- |   |              |
|---|--------------|
| A | X (negative) |
| B | X (positive) |
| C | Y (negative) |
| D | Y (positive) |

**6**

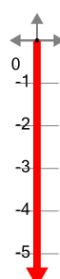
What is the name of the axis that is highlighted?

- |   |              |
|---|--------------|
| A | Y (negative) |
| B | X (negative) |
| C | X (positive) |
| D | Y (positive) |

**7**

What is the name of the axis that is highlighted?

- |   |              |
|---|--------------|
| A | Y (positive) |
| B | X (negative) |
| C | Y (negative) |
| D | X (positive) |

**8**

What is the name of the axis that is highlighted?

- |   |              |
|---|--------------|
| A | Y (positive) |
| B | Y (negative) |
| C | X (negative) |
| D | X (positive) |