


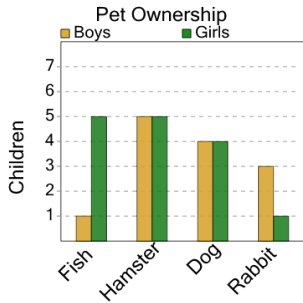


Graphing - Bar Graph (Double) - Average at Point



1

How many boys or girls on average have rabbits?



A

4

B

2

C

0

D

8

E

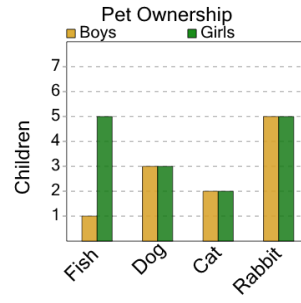
1

F

9

2

How many boys or girls on average have fishs?



A

1

B

7

C

5

D

8

E

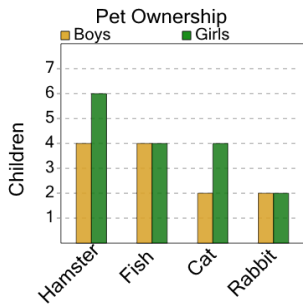
3

F

9

3

How many boys or girls on average have rabbits?



A

6

B

2

C

3

D

1

E

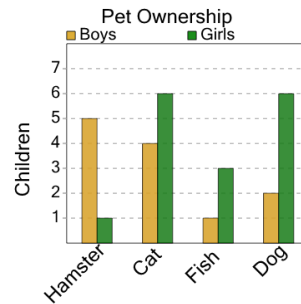
0

F

9

4

How many boys or girls on average have hamsters?



A

3

B

1

C

6

D

2

E

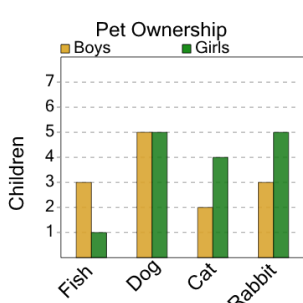
4

F

5

5

How many boys or girls on average have dogs?



A

6

B

1

C

12

D

5

E

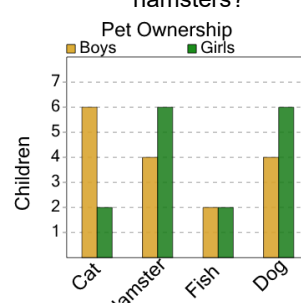
10

F

0

6

How many boys or girls on average have hamsters?



A

4

B

7

C

10

D

3

E

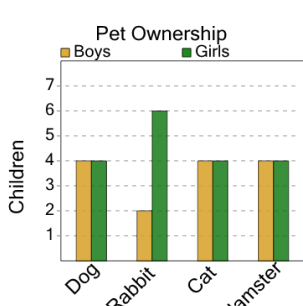
5

F

1

7

How many boys or girls on average have dogs?



A

3

B

5

C

8

D

4

E

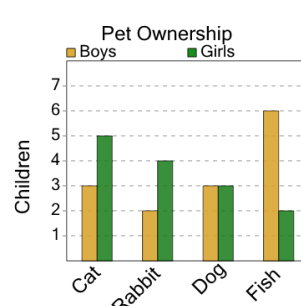
2

F

11

8

How many boys or girls on average have fishs?



A

7

B

1

C

8

D

5

E

4