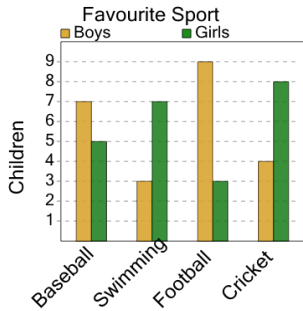


Graphing - Bar Graph (Double) - Average at Point

1

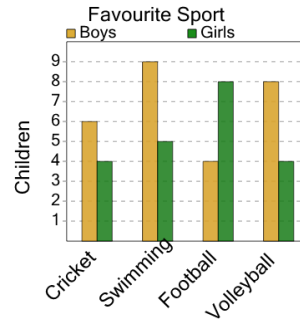
How many boys or girls on average like cricket?



A	B	C
6	1	13
D	E	F
8	4	2

2

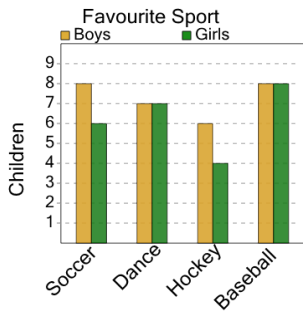
How many boys or girls on average like football?



A	B	C
9	8	6
D	E	F
1	12	11

3

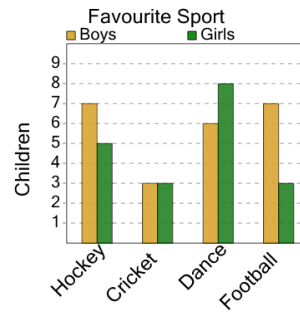
How many boys or girls on average like dance?



A	B	C
5	12	9
D	E	F
1	11	7

4

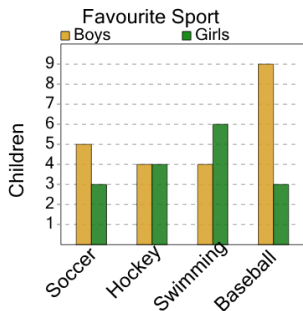
How many boys or girls on average like hockey?



A	B	C
6	10	11
D	E	F
2	1	5

5

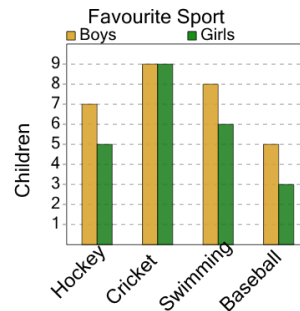
How many boys or girls on average like baseball?



A	B	C
4	6	9
D	E	F
8	2	7

6

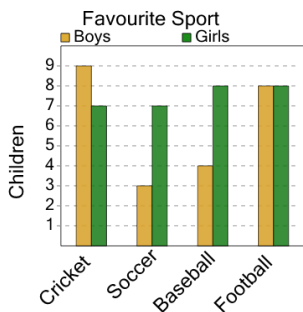
How many boys or girls on average like baseball?



A	B	C
9	5	4
D	E	F
2	8	0

7

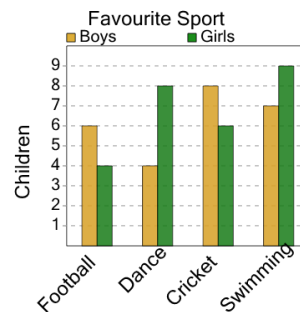
How many boys or girls on average like soccer?



A	B	C
5	8	7
D	E	F
12	9	2

8

How many boys or girls on average like dance?



A	B	C
11	6	0
D	E	F
1	10	9