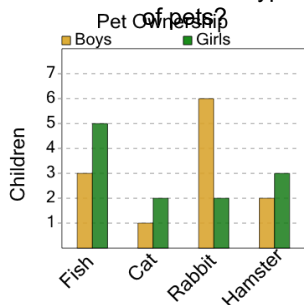




Graphing - Bar Graph (Double) - Average Overall

**1**

What is the average number of children who own one of these types of pets?



A

11

B

4

C

0

D

9

E

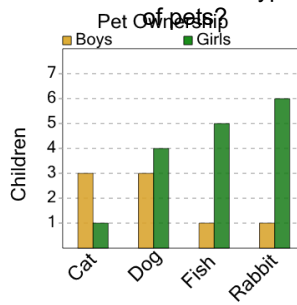
3

F

6

2

What is the average number of children who own one of these types of pets?



A

6

B

13

C

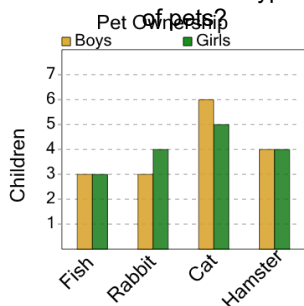
3

D

11

3

What is the average number of children who own one of these types of pets?



A

4

B

12

C

0

D

8

E

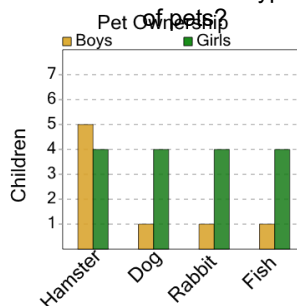
14

F

15

4

What is the average number of children who own one of these types of pets?



A

1

B

8

C

12

D

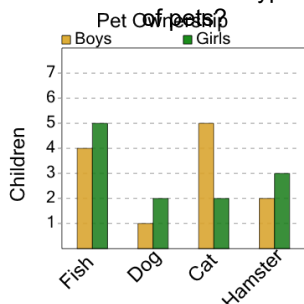
6

E

2

5

What is the average number of children who own one of these types of pets?



A

3

B

2

C

8

D

9

E

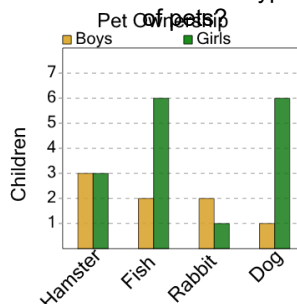
1

F

6

6

What is the average number of children who own one of these types of pets?



A

13

B

2

C

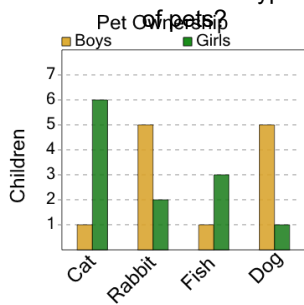
3

D

6

7

What is the average number of children who own one of these types of pets?



A

10

B

1

C

12

D

6

E

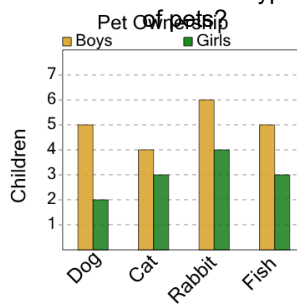
13

F

2

8

What is the average number of children who own one of these types of pets?



A

15

B

4

C

1

D

11

E

13

F

8