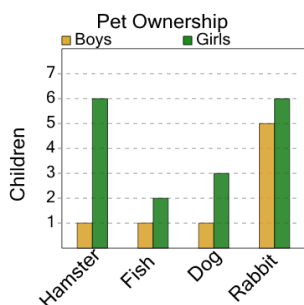




Graphing - Bar Graph (Double) - Difference at Point

1

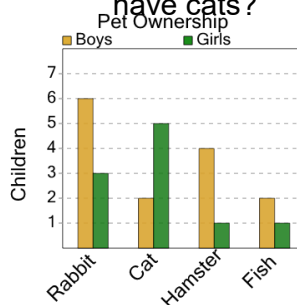
How many more girls than boys have fishs?



A	B	C
1	5	6
D	E	F
7	3	4

2

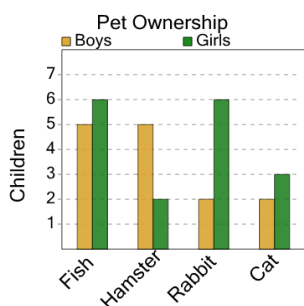
How many more girls than boys have cats?



A	B	C
10	5	0
D	E	F
3		

3

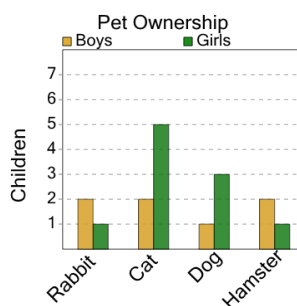
How many more girls than boys have rabbits?



A	B	C
3	2	7
D	E	F
4	1	10

4

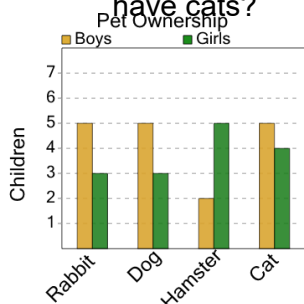
How many more girls than boys have hamsters?



A	B	C
6	3	2
D	E	F
0	1	8

5

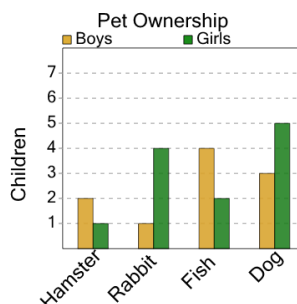
How many more boys than girls have cats?



A	B	C
4	1	6
D	E	F
8	3	

6

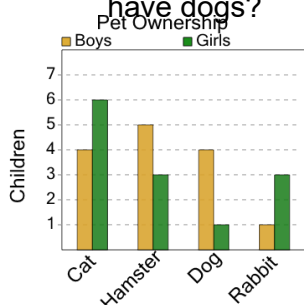
How many more boys than girls have fishs?



A	B	C
4	8	5
D	E	F
3	2	

7

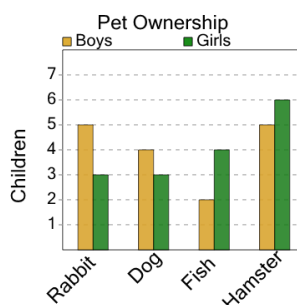
How many more boys than girls have dogs?



A	B	C
7	4	1
D	E	F
8	3	2

8

How many more girls than boys have fishs?



A	B	C
4	8	3
D	E	F
5	2	1