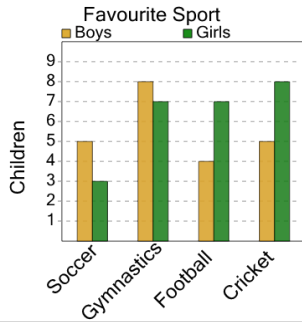


Graphing - Bar Graph (Double) - Difference at Point

1

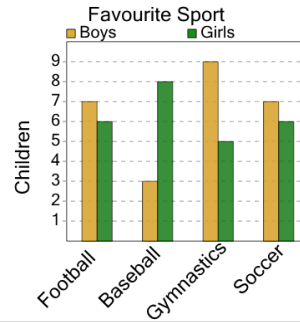
How many more girls than boys like soccer?



A	B	C
5	6	1
D	E	F
2	4	3

2

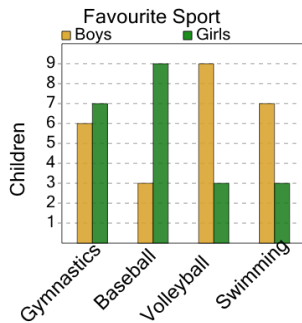
How many more girls than boys like football?



A	B	C
1	2	5
D	E	
3	7	

3

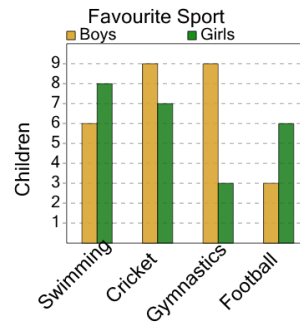
How many more boys than girls like swimming?



A	B	C
4	8	2
D	E	
5	1	

4

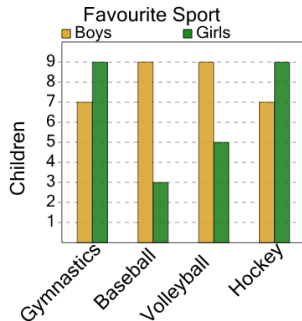
How many more girls than boys like swimming?



A	B	C
3	7	0
D	E	
5	2	

5

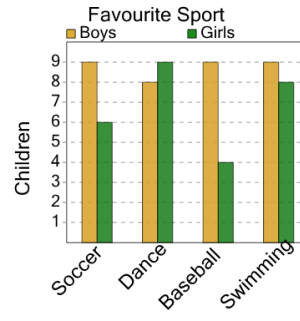
How many more boys than girls like gymnastics?



A	B	C
6	1	0
D		
2		

6

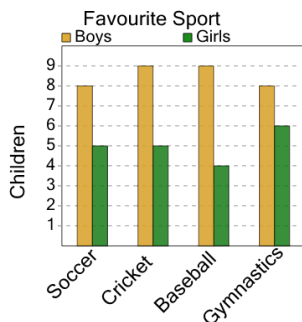
How many more boys than girls like baseball?



A	B	C
2	0	5
D	E	F
8	3	9

7

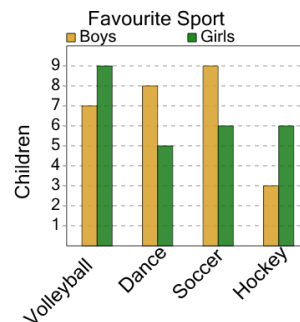
How many more boys than girls like cricket?



A	B	C
10	0	4
D	E	
6	7	

8

How many more boys than girls like volleyball?



A	B	C
2	8	4
D	E	
3	5	