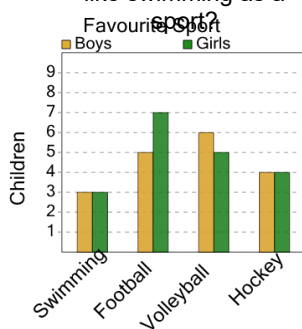




Graphing - Bar Graph (Double) - Difference of Two

1

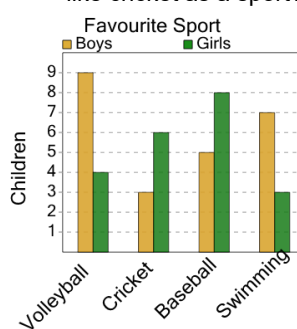
How many more boys like football than girls like swimming as a sport?



A	B	C
3	1	8
D	E	F
2	4	0

2

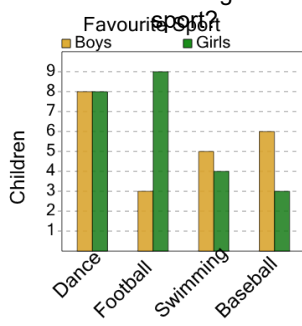
How many more boys like swimming than girls like cricket as a sport?



A	B	C
8	4	6
D	E	F
1	5	7

3

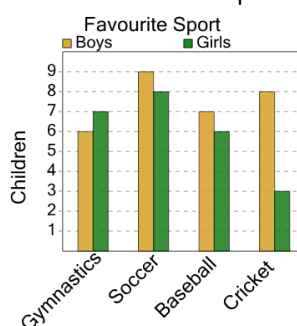
How many more girls like football than boys like swimming as a sport?



A	B	C
0	11	2
D	E	F
4	6	1

4

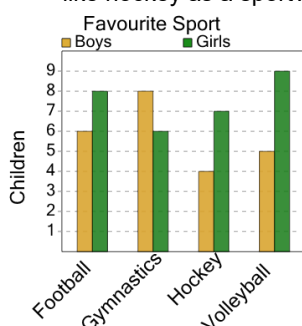
How many more boys like cricket than girls like baseball as a sport?



A	B	C
2	6	8
D	E	F
7	5	

5

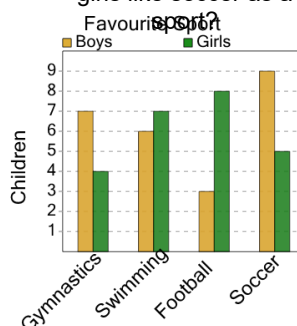
How many more girls like football than boys like hockey as a sport?



A	B	C
11	3	6
D	E	F
4	9	

6

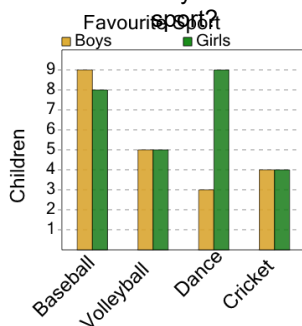
How many more boys like gymnastics than girls like soccer as a sport?



A	B	C
8	2	3
D	E	F
1		

7

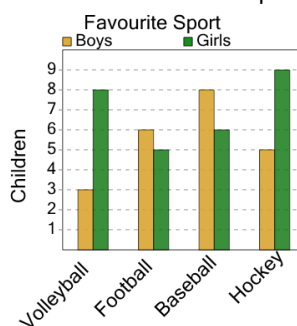
How many more boys like baseball than girls like volleyball as a sport?



A	B	C
7	1	9
D	E	F
4	8	2

8

How many more boys like football than girls like baseball as a sport?



A	B	C
3	2	7
D	E	F
6	0	4