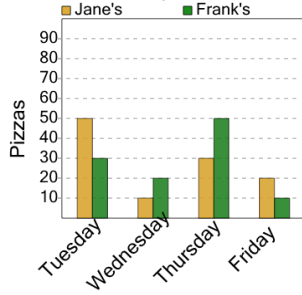


## Graphing - Bar Graph (Double) - Difference of Two

1

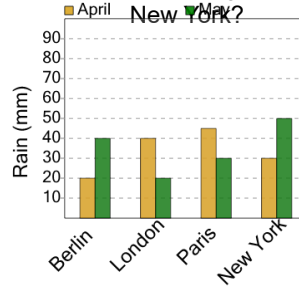
How many more pizzas were made on Thursday at Frank's than on Tuesday at Jane's?



A	B	C
20	0	40
D	E	F
70	60	30

2

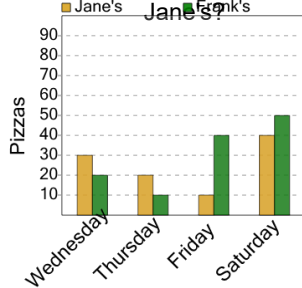
How many more millimeters of rain were there during May in Paris than during April in New York?



A	B	C
40	5	10
D	E	F
0	15	35

3

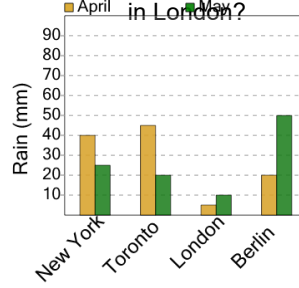
How many more pizzas were made on Wednesday at Frank's than on Friday at Jane's?



A	B	C
80	30	60
D	E	F
70	10	

4

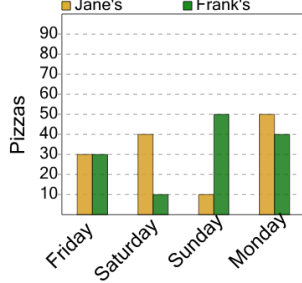
How many more millimeters of rain were there during May in Toronto than during April in London?



A	B	C
50	20	30
D	E	F
0	15	5

5

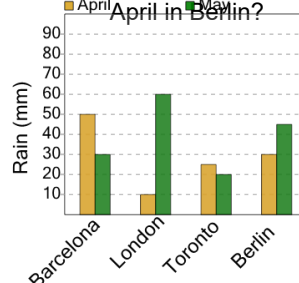
How many more pizzas were made on Monday at Frank's than on Sunday at Jane's?



A	B	C
0	90	40
D	E	F
70	30	20

6

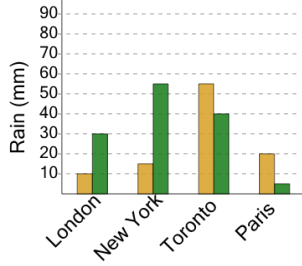
How many more millimeters of rain were there during May in Barcelona than during April in Berlin?



A	B	C
5	30	0
D	E	F
15	35	25

7

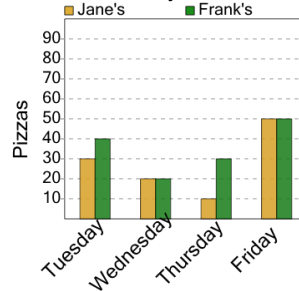
How many more millimeters of rain were there during April in London than during May in Paris?



A	B	C
20	30	15
D	E	F
5	10	25

8

How many more pizzas were made on Tuesday at Frank's than on Thursday at Jane's?



A	B	C
90	0	10
D	E	F
100	30	50