
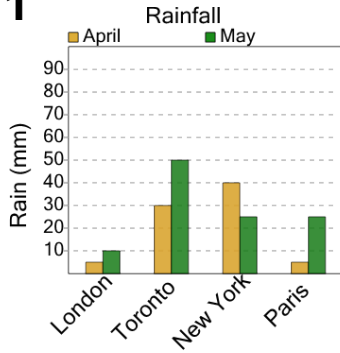




## Graphing - Bar Graph (Double) - Maximum at Point



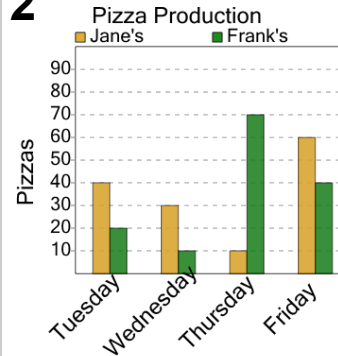
1



What month had more rain in london?

A	B
May	April

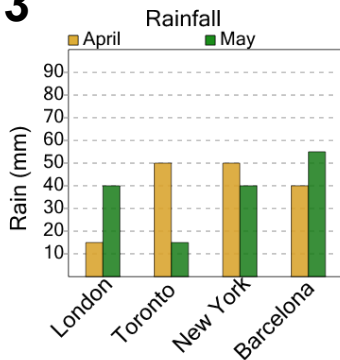
2



Which store made more pizza on wednesday?

A	B
Frank's	Jane's

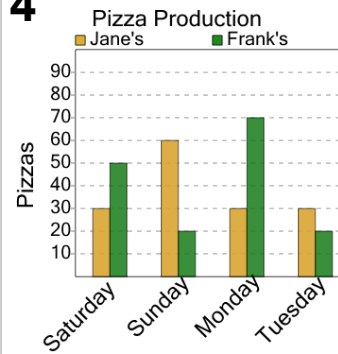
3



What month had more rain in toronto?

A	B
April	May

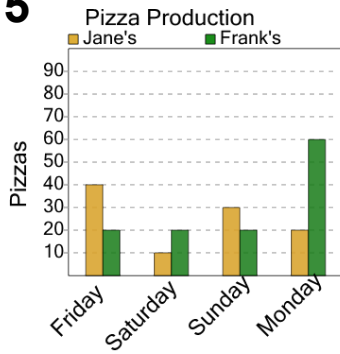
4



Which store made more pizza on monday?

A	B
Frank's	Jane's

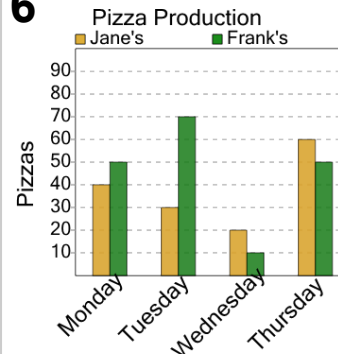
5



Which store made more pizza on friday?

A	B
Frank's	Jane's

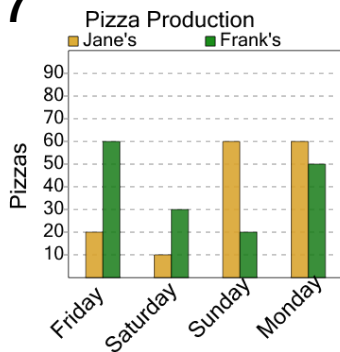
6



Which store made more pizza on monday?

A	B
Jane's	Frank's

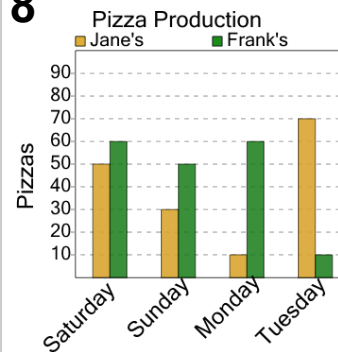
7



Which store made more pizza on sunday?

A	B
Frank's	Jane's

8



Which store made more pizza on saturday?

A	B
Frank's	Jane's