
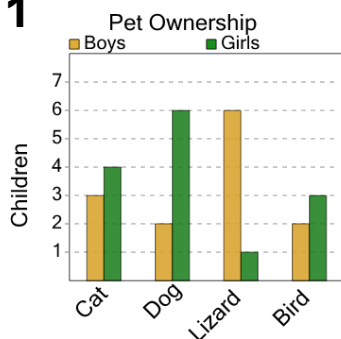




## Graphing - Bar Graph (Double) - Minimum at Point



1



Do boys or girls have fewer cats?

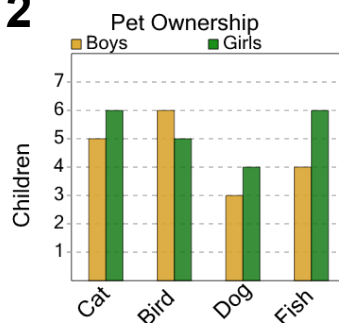
A

B

Boys

Girls

2



Do boys or girls have fewer birds?

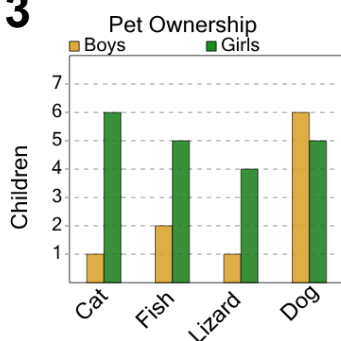
A

B

Girls

Boys

3



Do boys or girls have fewer dogs?

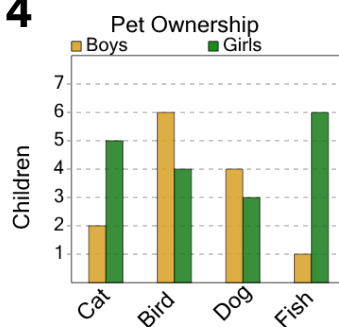
A

B

Girls

Boys

4



Do boys or girls have fewer birds?

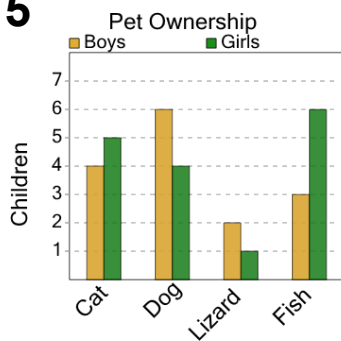
A

B

Girls

Boys

5



Do boys or girls have fewer fishs?

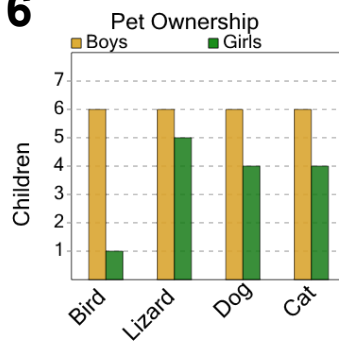
A

B

Girls

Boys

6



Do boys or girls have fewer lizards?

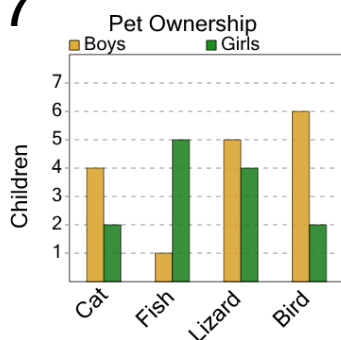
A

B

Boys

Girls

7



Do boys or girls have fewer birds?

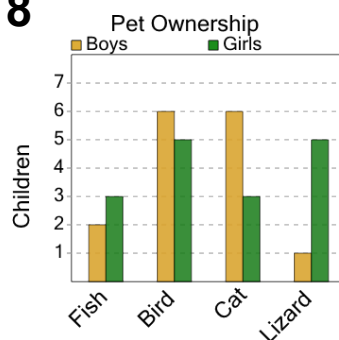
A

B

Girls

Boys

8



Do boys or girls have fewer lizards?

A

B

Girls

Boys