
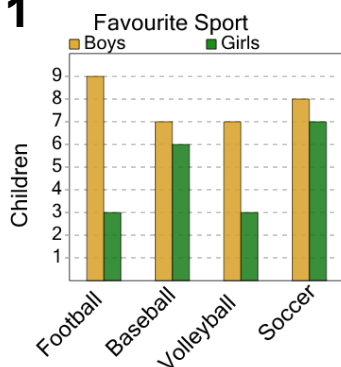




## Graphing - Bar Graph (Double) - Minimum at Point



1



Do fewer boys or girls like football?

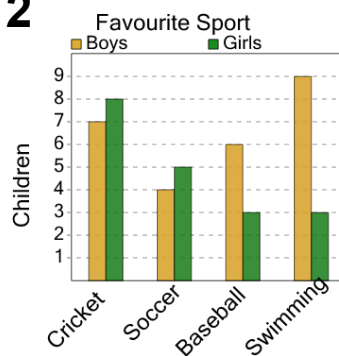
A

B

Girls

Boys

2



Do fewer boys or girls like soccer?

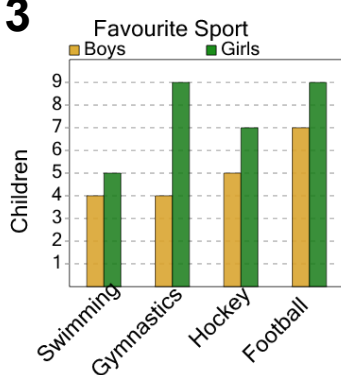
A

B

Girls

Boys

3



Do fewer boys or girls like swimming?

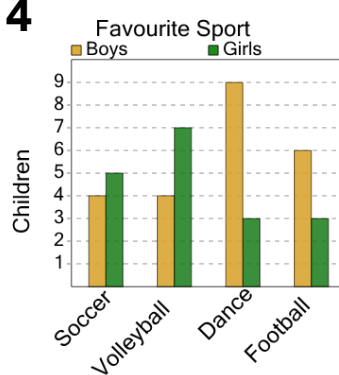
A

B

Girls

Boys

4



Do fewer boys or girls like dance?

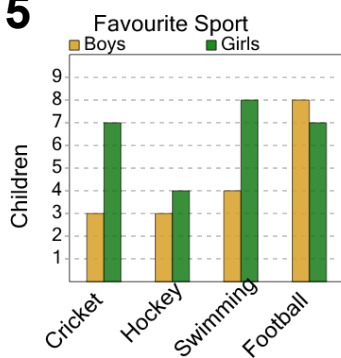
A

B

Boys

Girls

5



Do fewer boys or girls like swimming?

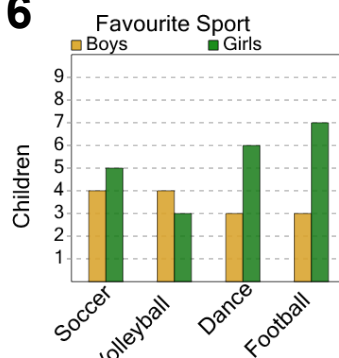
A

B

Boys

Girls

6



Do fewer boys or girls like football?

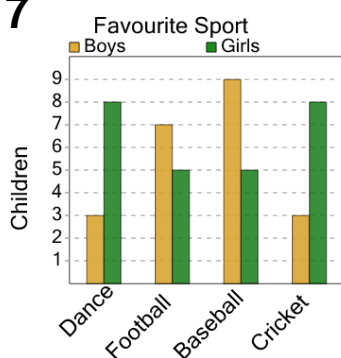
A

B

Girls

Boys

7



Do fewer boys or girls like football?

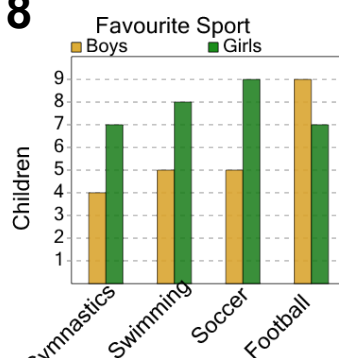
A

B

Girls

Boys

8



Do fewer boys or girls like soccer?

A

B

Girls

Boys