
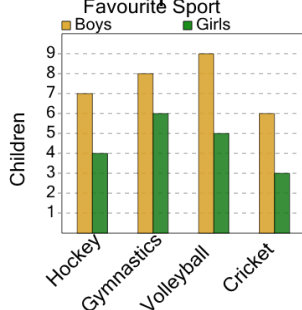




Graphing - Bar Graph (Double) - Read Value



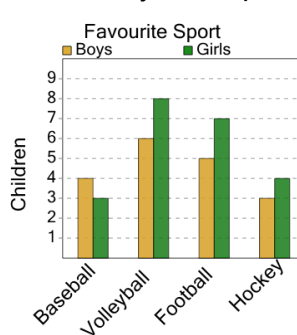
1 How many boys like cricket as a sport?



A 2 B 13 C 6

D 7 E 8 F 5

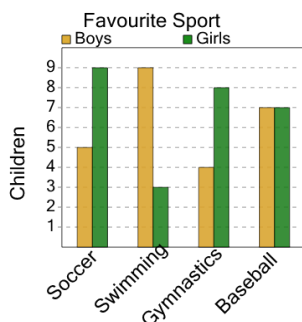
2 How many girls like hockey as a sport?



A 0 B 3 C 8

D 2 E 10 F 4

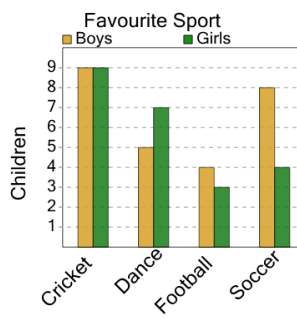
3 How many boys like gymnastics as a sport?



A 7 B 1 C 4

D 10 E 8

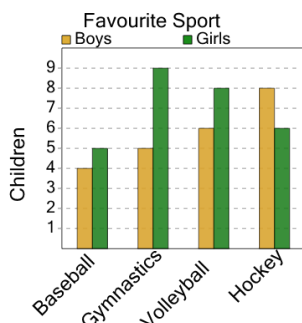
4 How many girls like cricket as a sport?



A 6 B 2 C 4

D 14 E 7 F 9

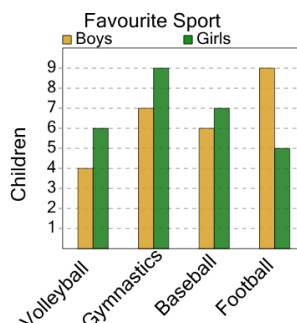
5 How many girls like hockey as a sport?



A 2 B 6 C 9

D 12 E 5 F 10

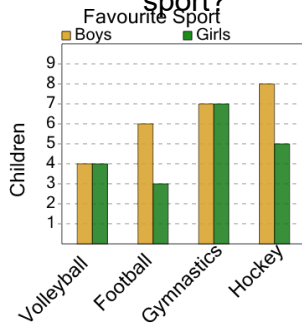
6 How many girls like gymnastics as a sport?



A 13 B 9 C 1

D 14 E 15 F 2

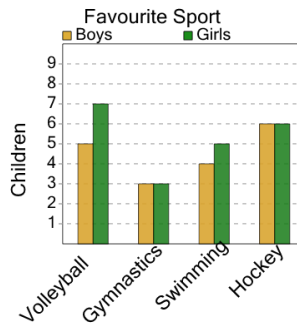
7 How many boys like football as a sport?



A 3 B 9 C 7

D 4 E 8 F 6

8 How many girls like hockey as a sport?



A 10 B 0 C 3

D 6 E 2 F 13