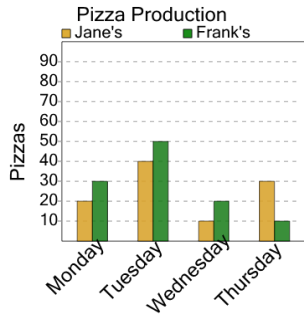




Graphing - Bar Graph (Double) - Read Value

1

How many pizzas were made at Frank's on Thursday?



A

30

B

10

C

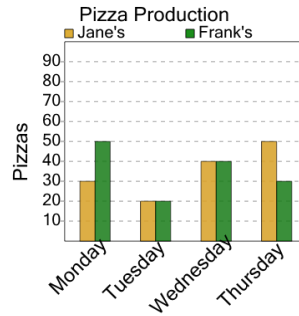
80

D

0

2

How many pizzas were made at Frank's on Tuesday?



A

30

B

60

C

0

D

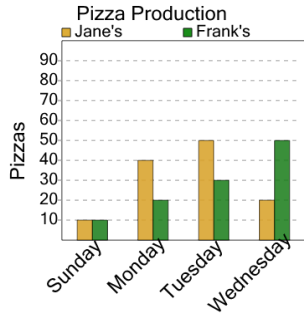
20

E

80

3

How many pizzas were made at Jane's on Monday?



A

40

B

50

C

90

D

10

E

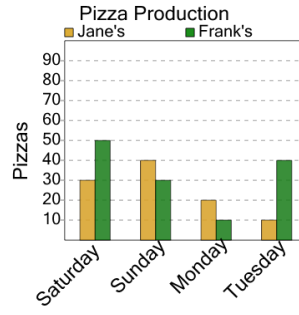
0

F

20

4

How many pizzas were made at Jane's on Saturday?



A

40

B

30

C

90

D

60

E

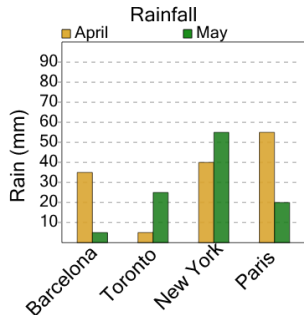
80

F

10

5

How many millimeters of rain were there in May in Paris?



A

25

B

40

C

30

D

10

E

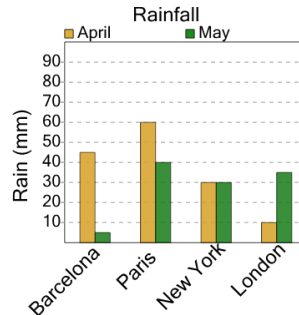
20

F

5

6

How many millimeters of rain were there in May in Paris?



A

70

B

30

C

35

D

10

E

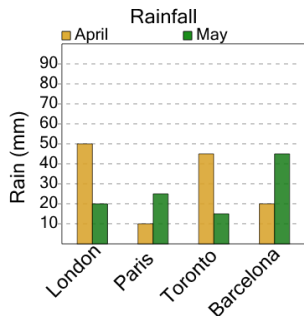
15

F

40

7

How many millimeters of rain were there in May in Toronto?



A

30

B

25

C

20

D

10

E

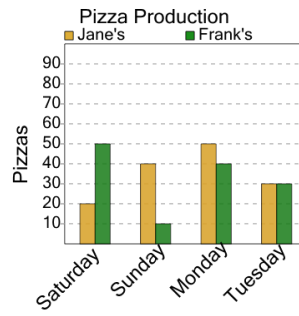
40

F

15

8

How many pizzas were made at Jane's on Saturday?



A

20

B

60

C

0

D

50

E

70

F

30