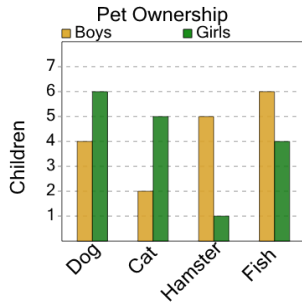




## Graphing - Bar Graph (Double) - Sum of Two

1

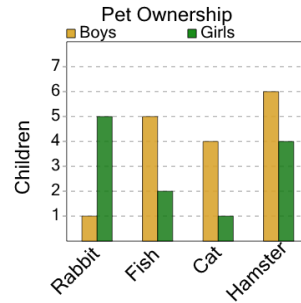
How many girls have either a dog or a hamster as a pet?



|    |   |    |
|----|---|----|
| A  | B | C  |
| 14 | 4 | 10 |
| D  | E | F  |
| 0  | 7 | 2  |

2

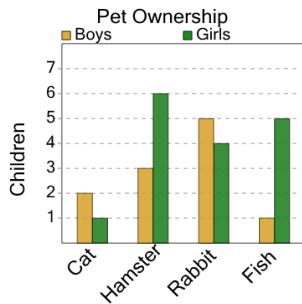
How many girls have either a hamster or a rabbit as a pet?



|    |    |    |
|----|----|----|
| A  | B  | C  |
| 9  | 13 | 15 |
| D  | E  |    |
| 16 | 14 |    |

3

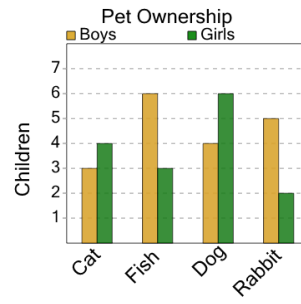
How many boys have either a fish or a hamster as a pet?



|   |   |   |
|---|---|---|
| A | B | C |
| 4 | 2 | 9 |
| D | E | F |
| 7 | 8 | 1 |

4

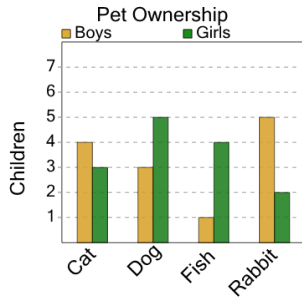
How many boys have either a rabbit or a fish as a pet?



|    |    |    |
|----|----|----|
| A  | B  | C  |
| 16 | 15 | 17 |
| D  | E  | F  |
| 9  | 3  | 11 |

5

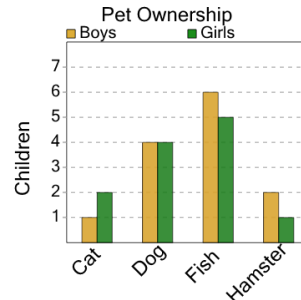
How many boys have either a cat or a fish as a pet?



|   |   |   |
|---|---|---|
| A | B | C |
| 2 | 0 | 3 |
| D | E |   |
| 5 | 8 |   |

6

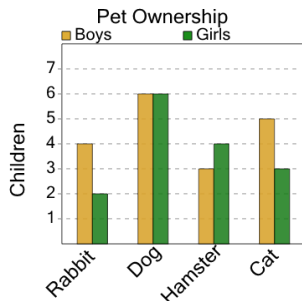
How many girls have either a fish or a dog as a pet?



|   |    |    |
|---|----|----|
| A | B  | C  |
| 4 | 11 | 15 |
| D | E  | F  |
| 9 | 14 | 2  |

7

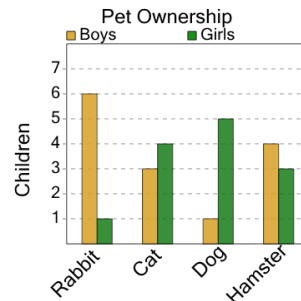
How many boys have either a dog or a cat as a pet?



|    |    |    |
|----|----|----|
| A  | B  | C  |
| 15 | 11 | 18 |
| D  | E  | F  |
| 16 | 4  | 13 |

8

How many boys have either a rabbit or a dog as a pet?



|    |    |   |
|----|----|---|
| A  | B  | C |
| 14 | 13 | 7 |
| D  | E  | F |
| 11 | 5  | 0 |