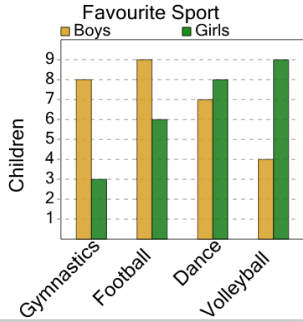




## Graphing - Bar Graph (Double) - Sum of Two

1

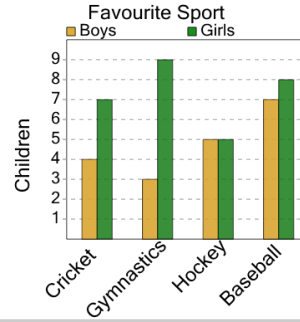
How many boys like either football or dance as a sport?



A	B	C
8	16	14
D	E	F
20	11	10

2

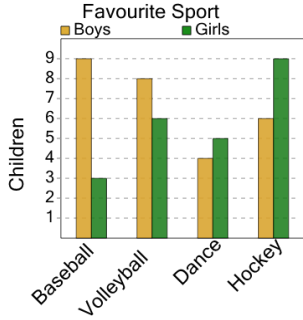
How many girls like either baseball or hockey as a sport?



A	B	C
8	11	5
D	E	F
6	13	9

3

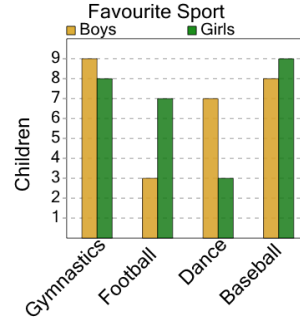
How many girls like either hockey or volleyball as a sport?



A	B	C
17	15	18
D	E	F
10	21	8

4

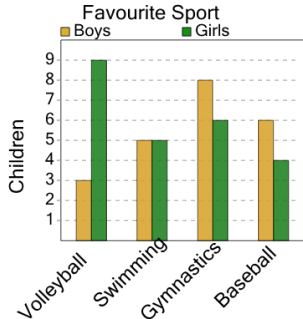
How many boys like either gymnastics or football as a sport?



A	B	C
7	10	17
D	E	F
4	14	12

5

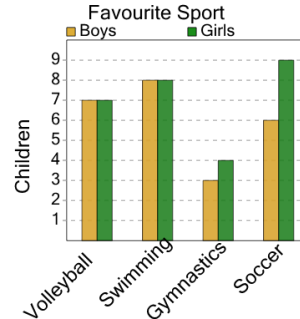
How many girls like either baseball or swimming as a sport?



A	B	C
9	16	11
D	E	F
14	12	3

6

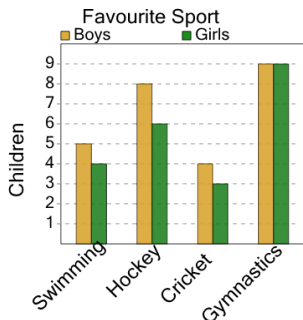
How many boys like either swimming or volleyball as a sport?



A	B	C
17	22	7
D	E	
20	15	

7

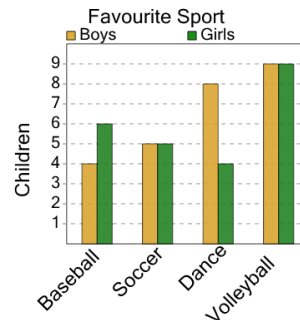
How many girls like either gymnastics or hockey as a sport?



A	B	C
8	20	18
D	E	F
19	22	15

8

How many boys like either volleyball or baseball as a sport?



A	B	C
7	10	8
D	E	F
15	13	17