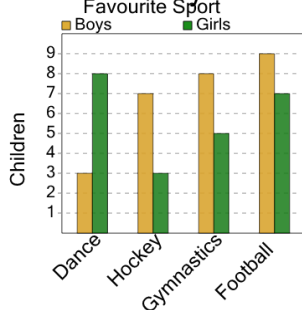




Graphing - Bar Graph (Double) - Total of Series

1

How many total boys were surveyed?



A

22

B

29

C

21

D

33

E

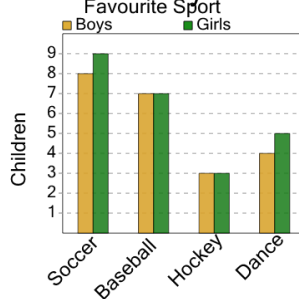
31

F

27

2

How many total boys were surveyed?



A

20

B

15

C

14

D

26

E

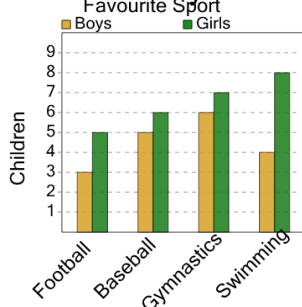
24

F

22

3

How many total boys were surveyed?



A

15

B

18

C

22

D

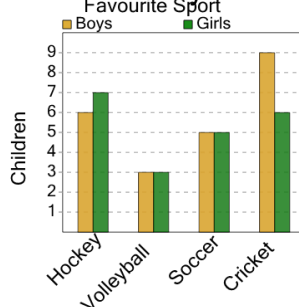
10

E

11

4

How many total boys were surveyed?



A

21

B

26

C

23

D

15

E

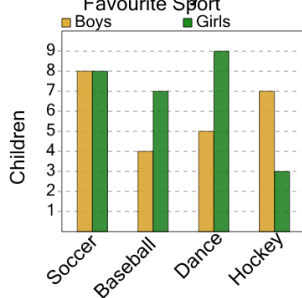
28

F

19

5

How many total boys were surveyed?



A

31

B

26

C

17

D

28

E

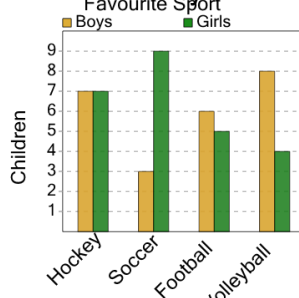
22

F

24

6

How many total girls were surveyed?



A

27

B

31

C

25

D

19

E

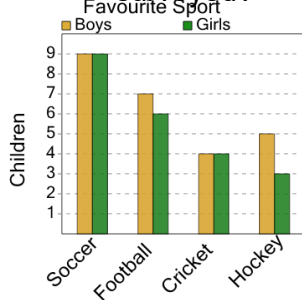
29

F

20

7

How many total boys were surveyed?



A

17

B

25

C

29

D

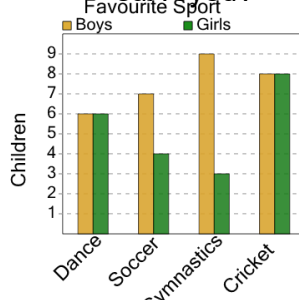
27

E

18

8

How many total boys were surveyed?



A

36

B

25

C

30

D

26

E

35

F

32