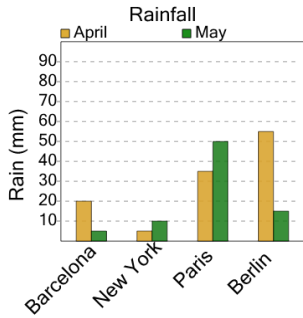


Graphing - Bar Graph (Double) - Total Overall

1

What was the total amount of rain measured in all cities?



A

195

B

215

C

210

D

155

E

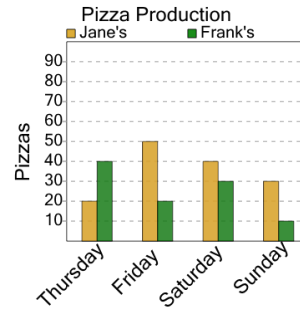
225

F

220

2

How many pizzas were made in total at all stores?



A

200

B

190

C

240

D

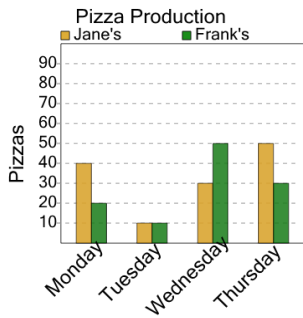
290

E

170

3

How many pizzas were made in total at all stores?



A

270

B

240

C

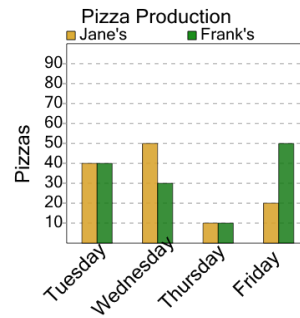
310

D

200

4

How many pizzas were made in total at all stores?



A

230

B

310

C

200

D

210

E

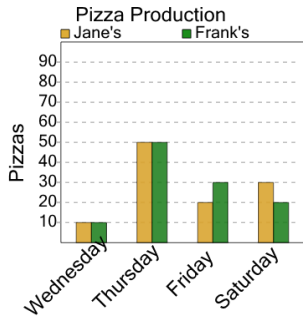
250

F

300

5

How many pizzas were made in total at all stores?



A

260

B

140

C

250

D

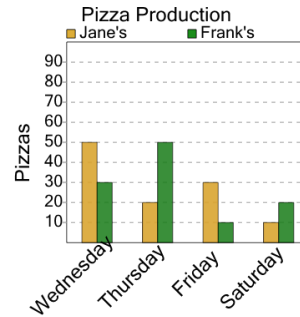
220

E

170

6

How many pizzas were made in total at all stores?



A

140

B

250

C

290

D

180

E

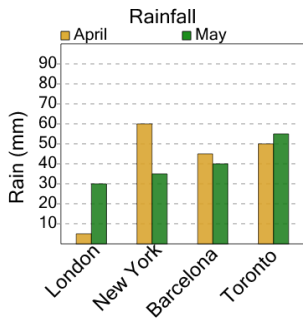
170

F

220

7

What was the total amount of rain measured in all cities?



A

320

B

295

C

280

D

285

E

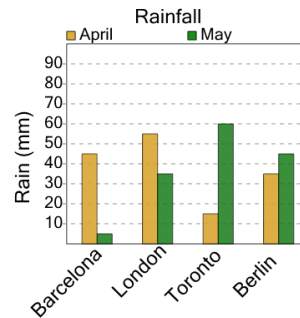
305

F

335

8

What was the total amount of rain measured in all cities?



A

280

B

315

C

295

D

330

E

265