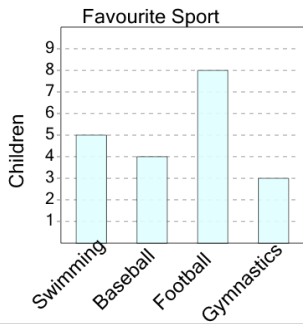




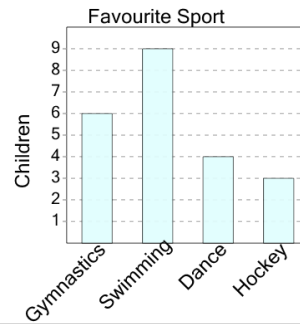
## Graphing - Bar Graph (Single) - Read Category

**1** What sport do 3 children like most?



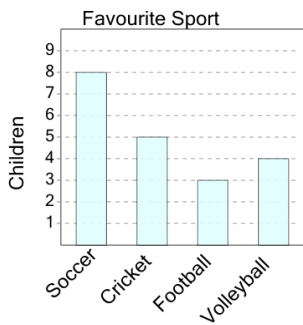
A Swimming	B Football
C Gymnastics	D Baseball

**2** What sport do 9 children like most?



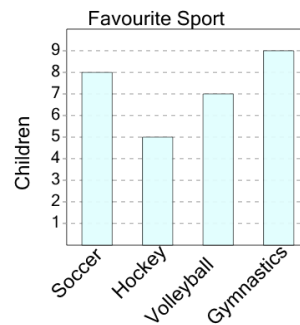
A Swimming	B Gymnastics
C Hockey	

**3** What sport do 5 children like most?



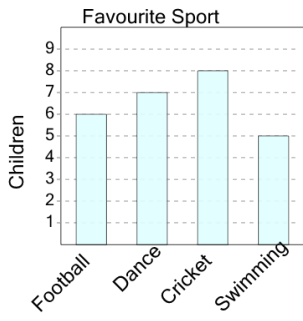
A Cricket	B Soccer
C Football	D Volleyball

**4** What sport do 9 children like most?



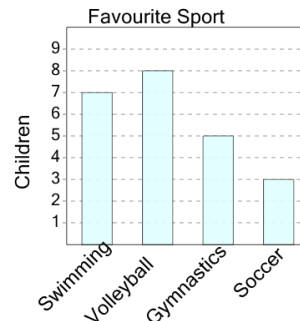
A Volleyball	B Hockey
C Gymnastics	D Soccer

**5** What sport do 7 children like most?



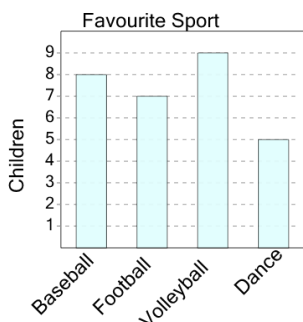
A Swimming	B Dance
C Football	D Cricket

**6** What sport do 7 children like most?



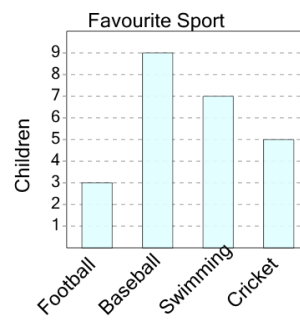
A Swimming	B Gymnastics
C Volleyball	D Soccer

**7** What sport do 7 children like most?



A Football	B Baseball
C Dance	D Volleyball

**8** What sport do 3 children like most?



A Swimming	B Football
C Cricket	D Baseball