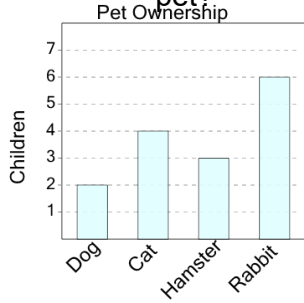




## Graphing - Bar Graph (Single) - Read Value

1

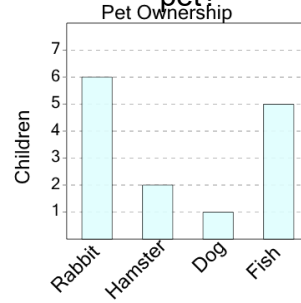
How many kids have a rabbit as a pet?



A	B	C
8	5	0
D	E	F
6	1	4

2

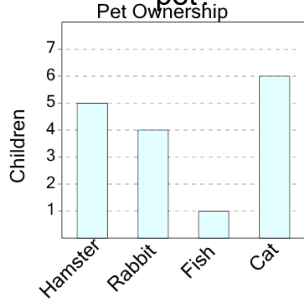
How many kids have a rabbit as a pet?



A	B	C
1	13	6
D	E	F
2	8	12

3

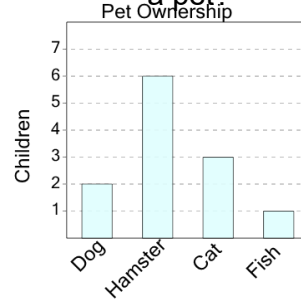
How many kids have a fish as a pet?



A	B	C
3	5	1
D	E	F
6	4	8

4

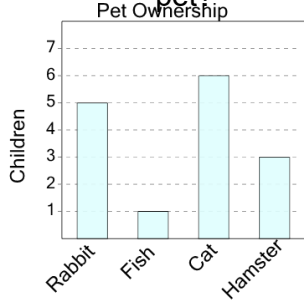
How many kids have a hamster as a pet?



A	B	C
0	6	11
D	E	
5	12	

5

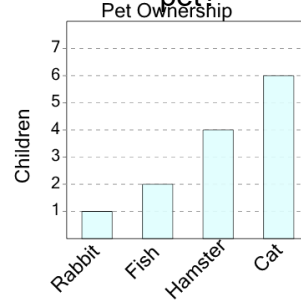
How many kids have a cat as a pet?



A	B	C
11	6	2
D	E	F
1	13	7

6

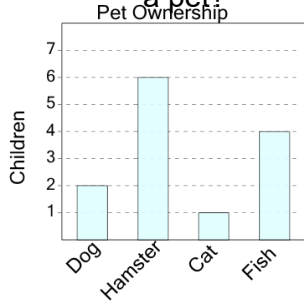
How many kids have a fish as a pet?



A	B	C
9	6	2
D	E	F
0	3	7

7

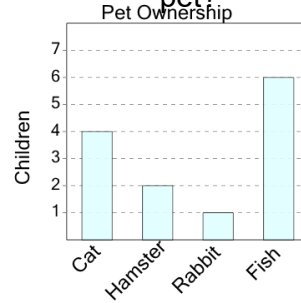
How many kids have a hamster as a pet?



A	B	C
1	11	6
D	E	F
3	9	13

8

How many kids have a fish as a pet?



A	B	C
4	5	6
D	E	F
8	13	7