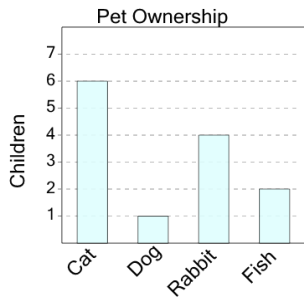


Graphing - Bar Graph (Single) - Sum of Two

1

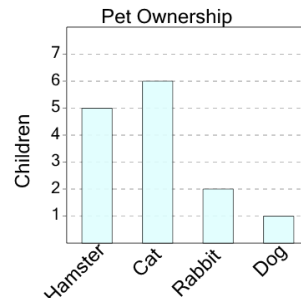
How many kids have either a cat or a dog as a pet?



A	B	C
7	11	2
D	E	F
9	10	3

2

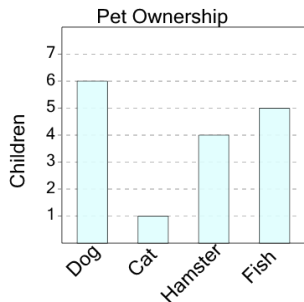
How many kids have either a hamster or a rabbit as a pet?



A	B	C
7	0	9
D	E	
12	2	

3

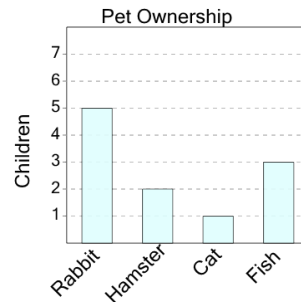
How many kids have either a fish or a cat as a pet?



A	B	C
11	2	8
D	E	F
1	6	13

4

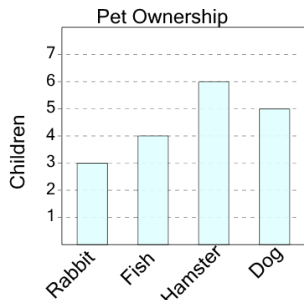
How many kids have either a hamster or a cat as a pet?



A	B	C
6	3	1
D	E	
5	9	

5

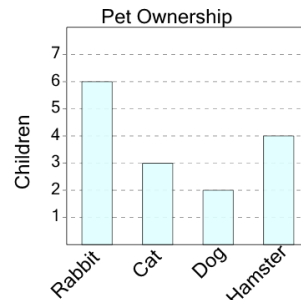
How many kids have either a dog or a rabbit as a pet?



A	B	C
4	13	11
D	E	F
2	8	15

6

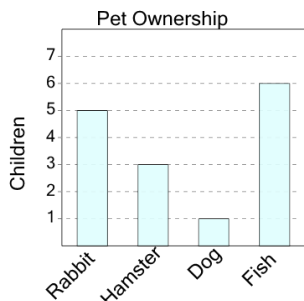
How many kids have either a rabbit or a hamster as a pet?



A	B	C
12	14	4
D	E	F
13	10	3

7

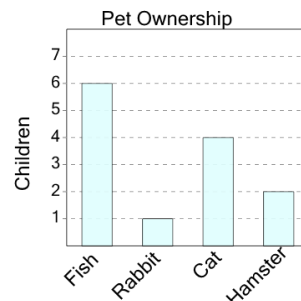
How many kids have either a fish or a dog as a pet?



A	B	C
1	9	4
D	E	F
7	11	0

8

How many kids have either a fish or a hamster as a pet?



A	B	C
11	14	10
D	E	F
4	13	8