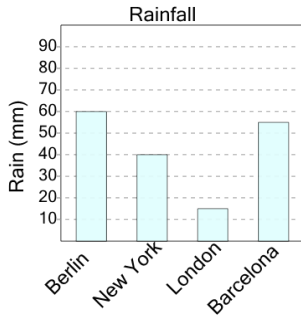




Graphing - Bar Graph (Single) - Sum of Two

1

How many millimeters of rain were there in New York and London total?



A

20

B

65

C

55

D

70

E

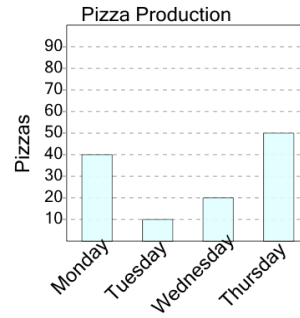
85

F

75

2

How many pizzas were made on Monday and Tuesday combined?



A

30

B

90

C

100

D

10

E

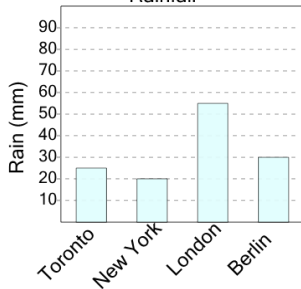
50

F

20

3

How many millimeters of rain were there in London and New York total?



A

75

B

65

C

95

D

35

E

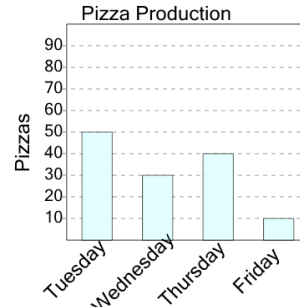
50

F

40

4

How many pizzas were made on Wednesday and Friday combined?



A

100

B

40

C

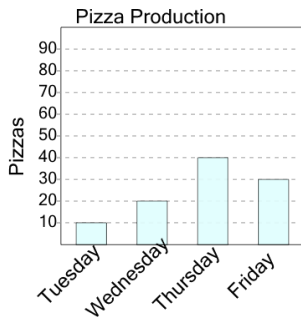
70

D

90

5

How many pizzas were made on Friday and Wednesday combined?



A

20

B

80

C

120

D

0

E

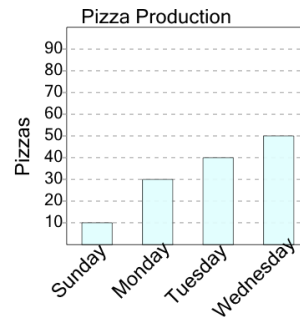
50

F

70

6

How many pizzas were made on Wednesday and Monday combined?



A

100

B

140

C

50

D

20

E

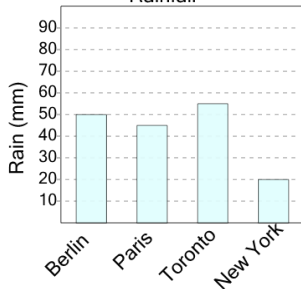
30

F

80

7

How many millimeters of rain were there in Toronto and New York total?



A

90

B

85

C

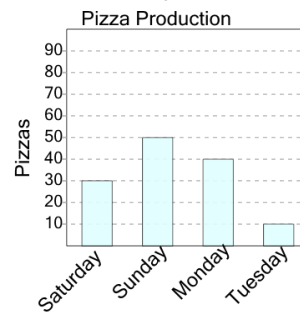
40

D

75

8

How many pizzas were made on Monday and Saturday combined?



A

50

B

90

C

40

D

70

E

140

F

10