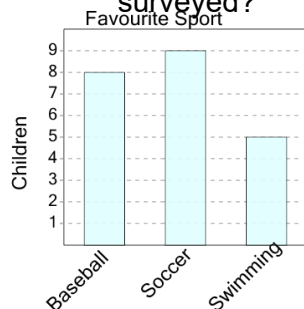




Graphing - Bar Graph (Single) - Total of Series

1

How many total children were surveyed?



A

14

B

22

C

20

D

19

E

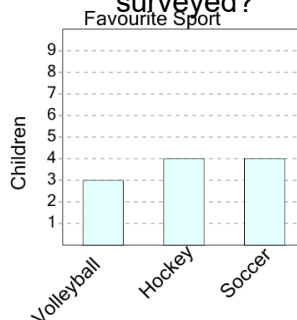
24

F

28

2

How many total children were surveyed?



A

13

B

17

C

16

D

3

E

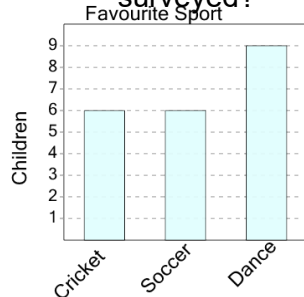
11

F

14

3

How many total children were surveyed?



A

27

B

23

C

21

D

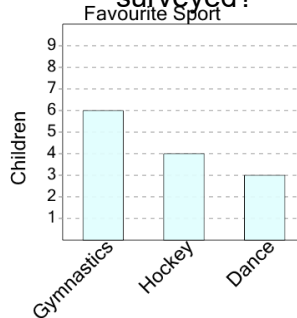
17

E

24

4

How many total children were surveyed?



A

6

B

13

C

18

D

20

E

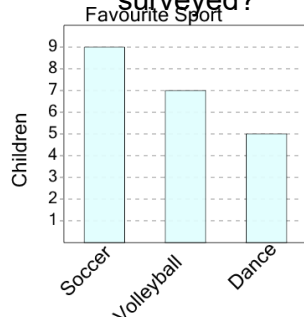
11

F

19

5

How many total children were surveyed?



A

23

B

21

C

17

D

15

E

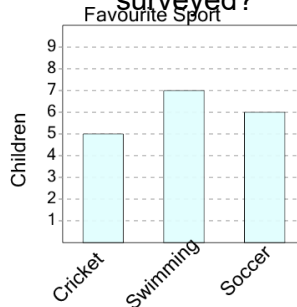
25

F

24

6

How many total children were surveyed?



A

14

B

25

C

18

D

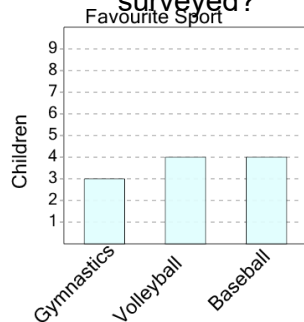
22

E

13

7

How many total children were surveyed?



A

18

B

7

C

13

D

5

E

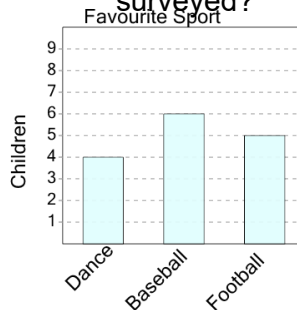
11

F

9

8

How many total children were surveyed?



A

18

B

9

C

15

D

19

E

8

F

10