






Graphing - Pictogram (Multiples) - Read Category



1 On what day were 15 pizzas made? (each picture is 5)

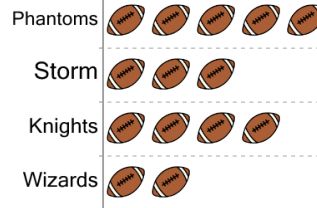
Pizza Production




 = 5 Pizzas

A	Saturday	B	Monday
C	Sunday	D	Tuesday


2 Which team made 15 touchdowns? (each picture is 5)




 = 5 Touchdowns

A	Phantoms	B	Knights
C	Wizards	D	Storm


3 What day were 20 hamburgers sold on? (each picture is 5)




 = 5 Hamburgers

A	Tuesday	B	Thursday
C	Wednesday	D	Monday

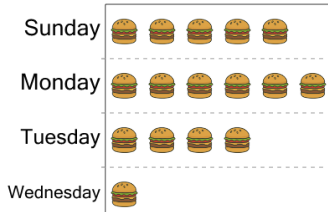
4 Who ate 30 icecreams? (each picture is 5)



 = 5 Icecreams

A	Maya	B	Evan
C	Alyssa		

5 What day were 25 hamburgers sold on? (each picture is 5)

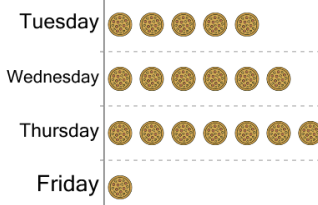



 = 5 Hamburgers

A	Wednesday	B	Monday
C	Tuesday	D	Sunday

6 On what day were 25 pizzas made? (each picture is 5)


Pizza Production




 = 5 Pizzas

A	Wednesday	B	Tuesday
C	Thursday	D	Friday

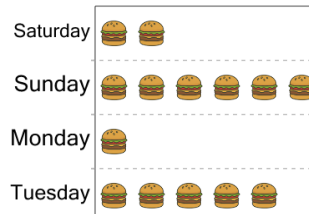
7 Who ate 30 icecreams? (each picture is 5)



 = 5 Icecreams

A	Mia	B	Carter
C	Alyssa	D	Evan

8 What day were 25 hamburgers sold on? (each picture is 5)



 = 5 Hamburgers

A	Sunday	B	Saturday
C	Tuesday	D	Monday