




Graphing - Pictogram (Multiples) - Sum of Two



1

How many total icecreams did roan and alyssa eat? (each picture is 5)




= 5 Icecreams

A	B	C
47	49	43
D	E	F
40	38	45

2

How many total free throws did mia and maya make? (each picture is 5)



= 5 Free Throws

A	B	C
63	59	72
D	E	F
68	65	61

3

How many total hamburgers were sold on tuesday and sunday? (each picture is 5)



= 5 Hamburgers

A	B	C
41	43	37
D	E	F
52	51	45

4

How many total hamburgers were sold on friday and saturday? (each picture is 5)

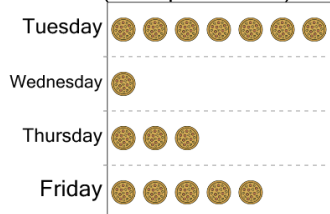


= 5 Hamburgers

A	B	C
58	52	55
D	E	F
60	50	61

5

How many pizzas were made on Tuesday and Thursday combined? (each picture is 5)



= 5 Pizzas

A	B	C
50	100	110
D	E	F
30	70	20

6

How many total hamburgers were sold on tuesday and thursday? (each picture is 5)




= 5 Hamburgers

A	B	C
52	43	44
D	E	F
56	55	50

7

How many total free throws did maya and roan make? (each picture is 5)




= 5 Free Throws

A	B	C
25	23	28
D	E	F
21	17	20

8

How many pizzas were made on Wednesday and Friday combined? (each picture is 5)



= 5 Pizzas

A	B	C
120	30	100
D	E	F
50	70	20