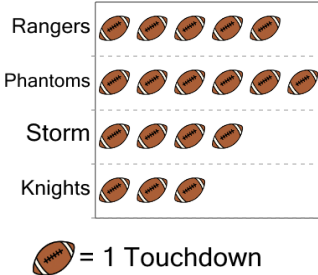




Graphing - Pictogram (Ones) - Read Value

1


How many touchdowns did Storm make?



A	B	C
10	1	9
D	E	F
4	2	0

2

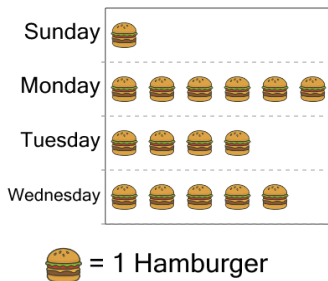
How many free throws did Maya make?



A	B	C
5	6	2
D	E	F
9	4	

3

How many hamburgers were sold on Tuesday?



A	B	C
2	3	10
D	E	F
1	4	

4

How many touchdowns did Rangers make?



A	B	C
3	5	1
D	E	F
8	7	

5


How many touchdowns did Lightning make?



A	B	C
5	4	3
D	E	F
2	1	6

6


How many icecreams did Mia eat?



A	B	C
7	8	9
D	E	F
11	3	5

7


How many free throws did Harper make?



A	B	C
1	2	6
D	E	F
7	0	

8

How many free throws did Evan make?



A	B	C
5	3	7
D	E	F
1		