




Graphing - Pictogram (Ones) - Sum of Two



1

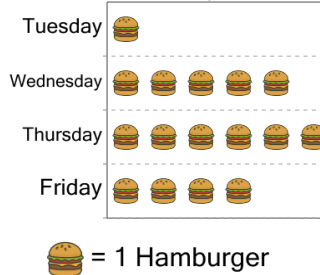
How many total icecreams did alyssa and mia eat?



A	B	C
7	3	10
D	E	F
17	2	13

2

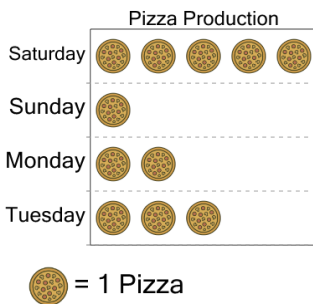
How many total hamburgers were sold on wednesday and friday?



A	B	C
9	13	11
D	E	F
15	6	14

3

How many pizzas were made on Saturday and Monday combined?



A	B	C
37	47	3
D	E	F
43	23	7

4

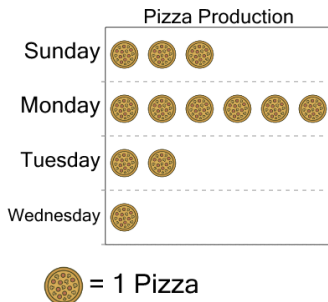
How many total touchdowns did phantoms and storm make?



A	B	C
1	10	4
D	E	F
11	8	6

5


How many pizzas were made on Monday and Tuesday combined?



A	B	C
72	32	38
D	E	F
52	8	48

6


How many total icecreams did maya and evan eat?



A	B	C
13	3	12
D	E	F
10	8	2

7


How many total free throws did maya and alyssa make?



A	B	C
8	16	2
D	E	F
17	10	7

8

How many total free throws did mia and maya make?



A	B	C
17	6	11
D	E	F
3	7	5