
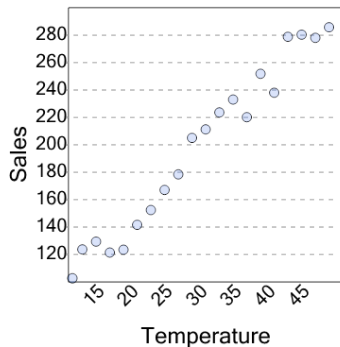




## Graphing - Scatter Plot (Linear) - Graph to Association Direction



1

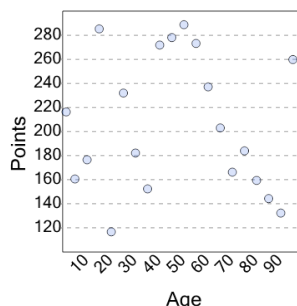


What is the association on this scatter plot?

- A  
negative association
- B  
positive association

2

What is the association on this scatter plot?



A

positive association

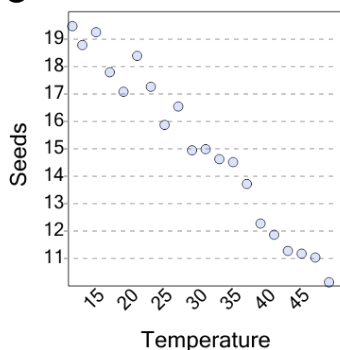
B

no association

C

negative association

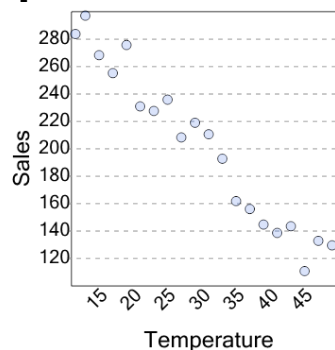
3



What is the association on this scatter plot?

- A  
positive association
- B  
negative association

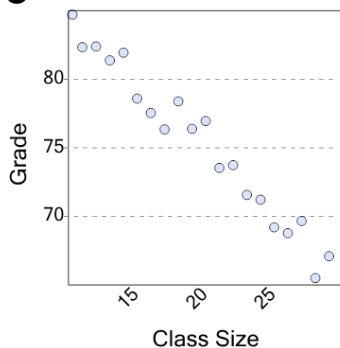
4



What is the association on this scatter plot?

- A  
positive association
- B  
negative association

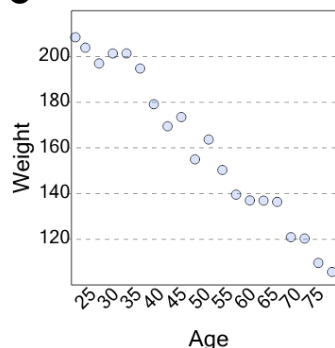
5



What is the association on this scatter plot?

- A  
negative association
- B  
positive association

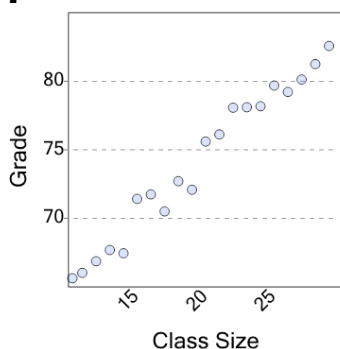
6



What is the association on this scatter plot?

- A  
positive association
- B  
negative association

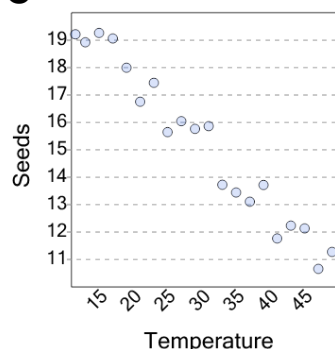
7



What is the association on this scatter plot?

- A  
positive association
- B  
negative association

8



What is the association on this scatter plot?

- A  
positive association
- B  
negative association