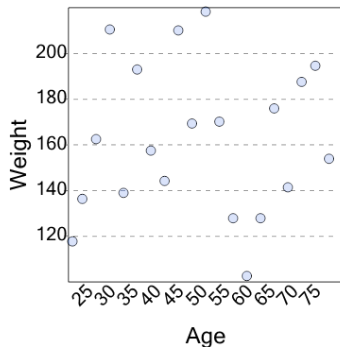




Graphing - Scatter Plot (Linear) - Graph to Independent Variable



1



What is the independent variable on this scatter plot?

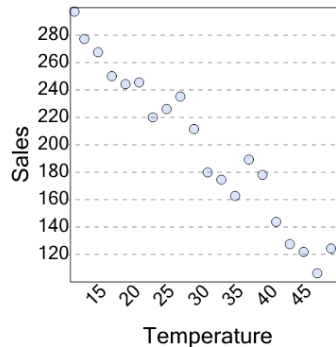
A

Weight

B

Age

2



What is the independent variable on this scatter plot?

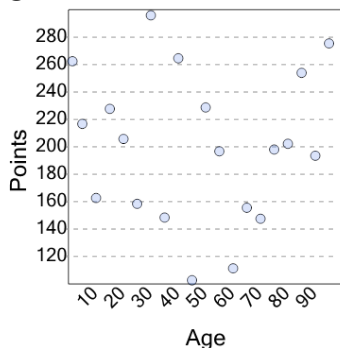
A

Temperature

B

Sales

3



What is the independent variable on this scatter plot?

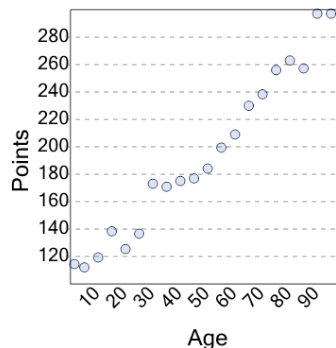
A

Age

B

Points

4



What is the independent variable on this scatter plot?

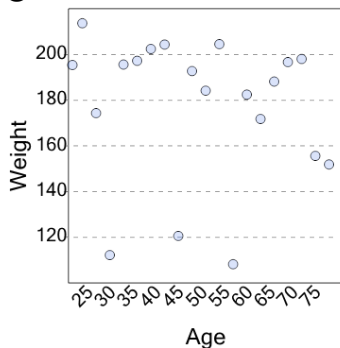
A

Points

B

Age

5



What is the independent variable on this scatter plot?

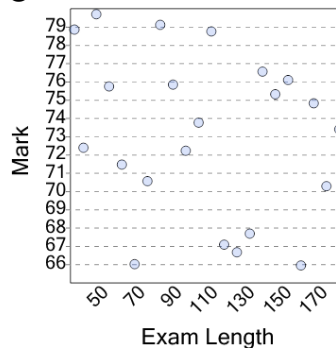
A

Weight

B

Age

6



What is the independent variable on this scatter plot?

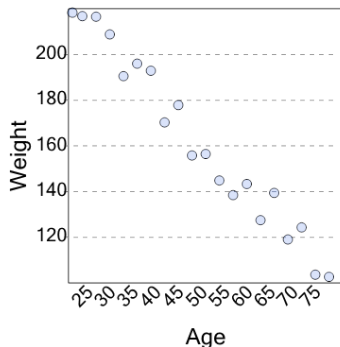
A

Mark

B

Exam Length

7



What is the independent variable on this scatter plot?

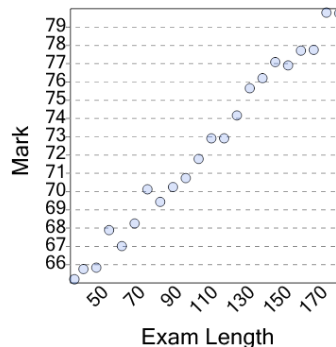
A

Weight

B

Age

8



What is the independent variable on this scatter plot?

A

Mark

B

Exam Length