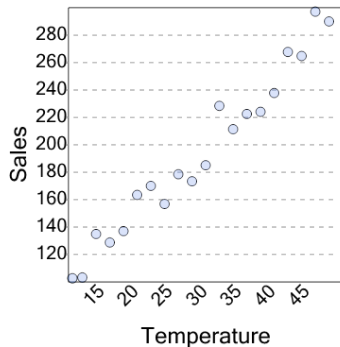




Graphing - Scatter Plot (Linear) - Graph to Prediction From X True/False

1

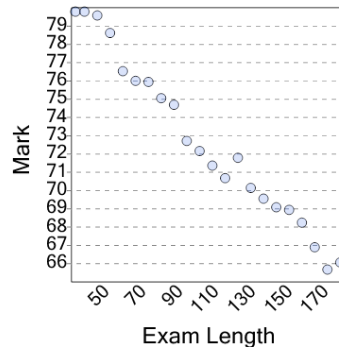
If temperature is 36, would 130 be a reasonable value of sales?

A

Yes

B

No

2

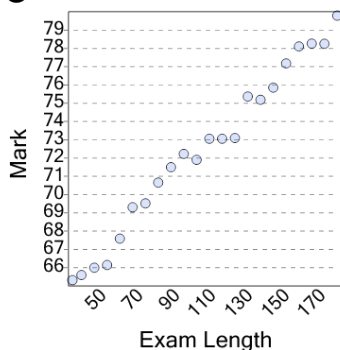
If exam length is 105, would 67 be a reasonable value of mark?

A

Yes

B

No

3

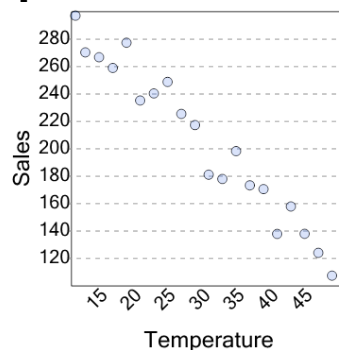
If exam length is 82.5, would 79 be a reasonable value of mark?

A

Yes

B

No

4

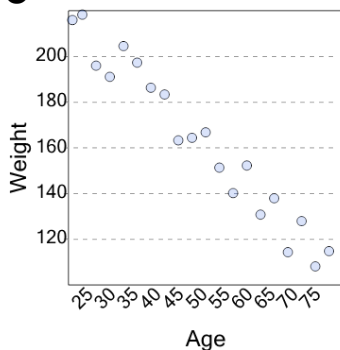
If temperature is 30, would 280 be a reasonable value of sales?

A

Yes

B

No

5

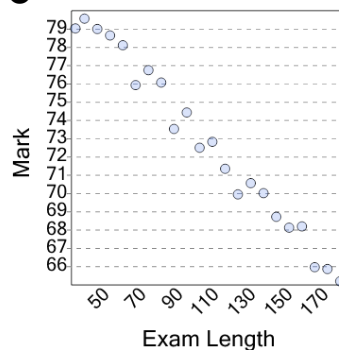
If age is 50, would 208 be a reasonable value of weight?

A

Yes

B

No

6

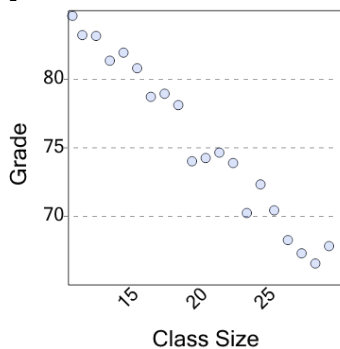
If exam length is 127.5, would 70 be a reasonable value of mark?

A

Yes

B

No

7

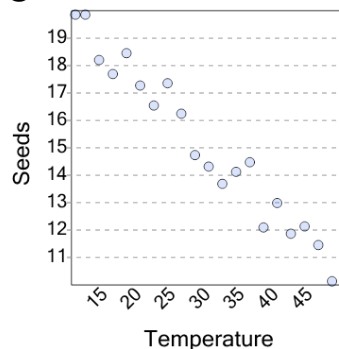
If class size is 23, would 82 be a reasonable value of grade?

A

Yes

B

No

8

If temperature is 36, would 14 be a reasonable value of seeds?

A

Yes

B

No