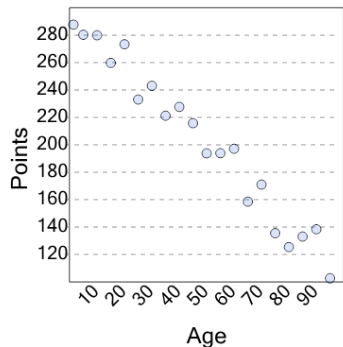




## Graphing - Scatter Plot (Linear) - Graph to Prediction From Y True/False



1



If points is 230, would 75 be a reasonable value of age?

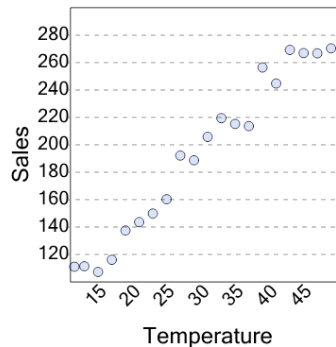
A

Yes

B

No

2



If sales is 170, would 48 be a reasonable value of temperature?

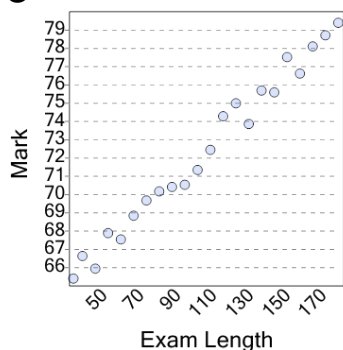
A

Yes

B

No

3



If mark is 74.75, would 128 be a reasonable value of exam length?

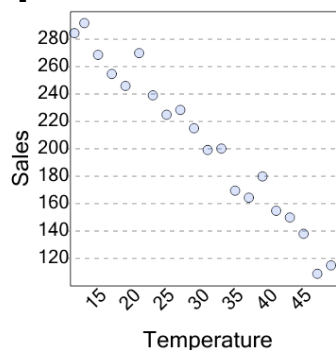
A

Yes

B

No

4



If sales is 200, would 14 be a reasonable value of temperature?

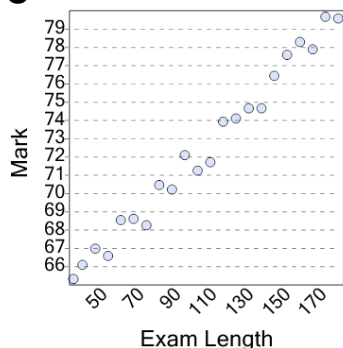
A

Yes

B

No

5



If mark is 72.5, would 105 be a reasonable value of exam length?

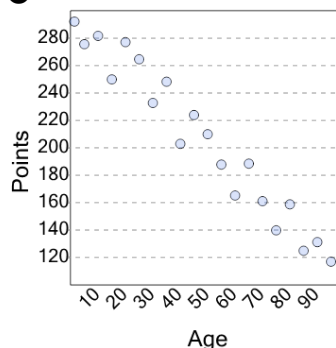
A

Yes

B

No

6



If points is 260, would 20 be a reasonable value of age?

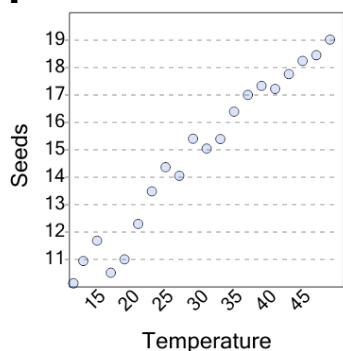
A

Yes

B

No

7



If seeds is 16.5, would 12 be a reasonable value of temperature?

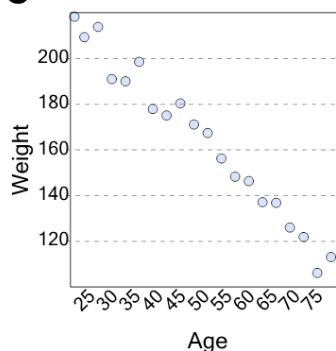
A

Yes

B

No

8



If weight is 142, would 59 be a reasonable value of age?

A

Yes

B

No