


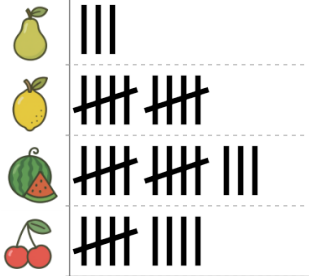


Graphing - Tally Chart - Difference of Two



1

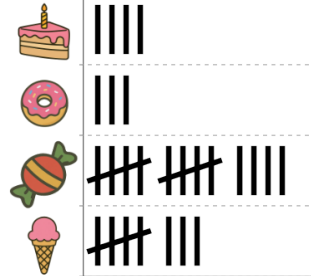
How many more kids like watermelon than pear as a fruit?



A	B	C
2	16	3
D	E	F
6	10	4

2

How many more kids like ice cream than cake as a treat?



A	B	C
3	2	6
D	E	F
4	1	10

3

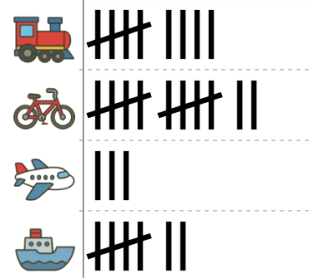
How many more kids like banana than orange as a fruit?



A	B	C
7	4	6
D	E	F
5	3	1

4


How many more kids like bike than ship as a transportation type?



A	B	C
0	4	5
D	E	F
3	1	2

5


How many more kids like chicken than fish as a food?



A	B	C
5	1	2
D	E	F
7	8	

6

How many more kids have a bird than a cat as a pet?



A	B	C
8	14	1
D	E	F
7	0	5

7


How many more kids like watermelon than lemon as a fruit?



A	B	C
3	2	1
D	E	F
6	8	

8

How many more kids have a dog than a cat as a pet?



A	B	C
5	1	8
D	E	F
6	2	