




Division Cards Model - Deck and Hand Size to Player Count - No Remainder (1 Digit)

1




32 cards

8 each

32 cards are dealt evenly, 8 per hand. How many players?




5 people



4 people

2




48 cards

8 each

48 cards are dealt evenly, 8 per hand. How many players?



5 people



6 people

3



28 cards

4 each

28 cards are dealt evenly, 4 per hand. How many players?




6 people



7 people

4




45 cards

9 each

45 cards are dealt evenly, 9 per hand. How many players?



5 people



6 people

5



27 cards

3 each

27 cards are dealt evenly, 3 per hand. How many players?




8 people



9 people

6




40 cards

8 each

40 cards are dealt evenly, 8 per hand. How many players?



6 people



5 people

7



35 cards

5 each

35 cards are dealt evenly, 5 per hand. How many players?



7 people



8 people


8



42 cards

6 each

42 cards are dealt evenly, 6 per hand. How many players?



6 people



7 people