


Division Cards Model - Deck and Hand Size to Player Count - No Remainder (1 Digit)

1



56 cards

8 each

56 cards are dealt evenly, 8 per hand. How many players?




6 people



7 people

2




81 cards

9 each

81 cards are dealt evenly, 9 per hand. How many players?




9 people



8 people

3



64 cards

8 each

64 cards are dealt evenly, 8 per hand. How many players?




8 people



9 people


4




63 cards

9 each

63 cards are dealt evenly, 9 per hand. How many players?




8 people



7 people

5



54 cards

6 each

54 cards are dealt evenly, 6 per hand. How many players?




9 people



8 people

6




72 cards

8 each

72 cards are dealt evenly, 8 per hand. How many players?



8 people



9 people