




Division Cards Model - Deck and Hand Size to Player Count - No Remainder (2 Digit)

1



36 cards 2 each

36 cards are dealt evenly, 2 per hand. How many players?



17 people




18 people

2




33 cards 3 each

33 cards are dealt evenly, 3 per hand. How many players?



10 people



11 people

3



45 cards 3 each

45 cards are dealt evenly, 3 per hand. How many players?



16 people




15 people

4




38 cards 2 each

38 cards are dealt evenly, 2 per hand. How many players?




19 people



20 people

5



44 cards 2 each

44 cards are dealt evenly, 2 per hand. How many players?




22 people




21 people

6




26 cards 2 each

26 cards are dealt evenly, 2 per hand. How many players?




13 people



12 people

7




48 cards 16 each

48 cards are dealt evenly, 16 per hand. How many players?




3 people



2 people

8



34 cards 2 each

34 cards are dealt evenly, 2 per hand. How many players?



17 people



16 people