




Division Cards Model - Deck and Hand Size to Player Count - No Remainder (2 Digit)

1



70 cards 10 each

70 cards are dealt evenly, 10 per hand. How many players?




7 people




8 people

2




58 cards 2 each

58 cards are dealt evenly, 2 per hand. How many players?



30 people



29 people

3



69 cards 3 each

69 cards are dealt evenly, 3 per hand. How many players?



24 people




23 people

4




100 cards 4 each

100 cards are dealt evenly, 4 per hand. How many players?



24 people




25 people

5



75 cards 3 each

75 cards are dealt evenly, 3 per hand. How many players?




25 people



26 people

6




52 cards 2 each

52 cards are dealt evenly, 2 per hand. How many players?




25 people




26 people

7




64 cards 32 each

64 cards are dealt evenly, 32 per hand. How many players?




3 people



2 people

8



84 cards 2 each

84 cards are dealt evenly, 2 per hand. How many players?



41 people



42 people