


Division Cards Model - Deck and Player Count to Hand Size - No Remainder (2 Digit)

1




20 cards 10 players



20 cards are dealt evenly to 10 players. How many cards each?




3 cards



2 cards

2




24 cards 12 players



24 cards are dealt evenly to 12 players. How many cards each?




3 cards



2 cards

3




22 cards 11 players



22 cards are dealt evenly to 11 players. How many cards each?



3 cards



2 cards