




Division Cards Model - Deck and Player Count to Hand Size - No Remainder (2 Digit)

1




50 cards 25 players

50 cards are dealt evenly to 25 players. How many cards each?




3 cards



2 cards

2




44 cards 22 players

44 cards are dealt evenly to 22 players. How many cards each?




2 cards



3 cards

3



26 cards 13 players

26 cards are dealt evenly to 13 players. How many cards each?




2 cards




3 cards

4




32 cards 2 players

32 cards are dealt evenly to 2 players. How many cards each?




16 cards



17 cards

5



34 cards 17 players

34 cards are dealt evenly to 17 players. How many cards each?




2 cards



3 cards

6




40 cards 20 players

40 cards are dealt evenly to 20 players. How many cards each?




3 cards



2 cards

7



38 cards 19 players

38 cards are dealt evenly to 19 players. How many cards each?




2 cards



3 cards

8




30 cards 15 players

30 cards are dealt evenly to 15 players. How many cards each?



2 cards



3 cards