


Division Cards Model - Deck and Player Count to Remainder (2 Digit)

1




23 cards 11 players

A deck of 23 cards is dealt evenly to 11 players. How many cards REMAIN in the deck at the end?




1 cards



2 cards

2



25 cards 12 players

A deck of 25 cards is dealt evenly to 12 players. How many cards REMAIN in the deck at the end?




2 cards



1 cards

3



21 cards 10 players

A deck of 21 cards is dealt evenly to 10 players. How many cards REMAIN in the deck at the end?



2 cards



1 cards