


Division Cards Model - Deck and Player Count to Remainder (2 Digit)

1




47 cards 15 players



A deck of 47 cards is dealt evenly to 15 players. How many cards REMAIN in the deck at the end?




3 cards



2 cards

2




35 cards 17 players



A deck of 35 cards is dealt evenly to 17 players. How many cards REMAIN in the deck at the end?




1 cards



2 cards


3



29 cards 14 players



A deck of 29 cards is dealt evenly to 14 players. How many cards REMAIN in the deck at the end?




2 cards



1 cards


4



33 cards 16 players



A deck of 33 cards is dealt evenly to 16 players. How many cards REMAIN in the deck at the end?




2 cards



1 cards

5




47 cards 23 players



A deck of 47 cards is dealt evenly to 23 players. How many cards REMAIN in the deck at the end?




1 cards



2 cards


6



49 cards 24 players



A deck of 49 cards is dealt evenly to 24 players. How many cards REMAIN in the deck at the end?




2 cards



1 cards

7



35 cards 11 players



A deck of 35 cards is dealt evenly to 11 players. How many cards REMAIN in the deck at the end?




3 cards



2 cards

8



47 cards 11 players



A deck of 47 cards is dealt evenly to 11 players. How many cards REMAIN in the deck at the end?



3 cards



4 cards